



HOME SCHOOLING LEARNING ACTIVITY PACKS COVER PAGE

PERIOD

15/06/2020 – 19/06/2020

GRADE R	GRADE 1	GRADE 2	GRADE 3	GRADE 4	GRADE 5	GRADE 6	GRADE SV
			✓				


PARKHURST PRIMARY SCHOOL
HOMESCHOOLING ACTIVITY WORKSHEETS

GRADE	3	DATE	2020/06/15
NAME AND SURNAME			
SUBJECT	English		
TITLE OF WORKSHEET	Poem: Learner to practice every day the poem		

Our Earth

Our Earth is filled with wonderful places
and beautiful people of all races.
Our Creator made us all,
we're different- some short, some tall.
In cities we live side by side,
in the country we are scattered far and wide.

Our mountains almost touch the sky,
where eagles soar and fly.
In cities we live in narrow alleys,
in the country- in long green valleys.
Our Earth is filled with wonderful places,
And beautiful people of all races.



PARKHURST PRIMARY SCHOOL
HOMESCHOOLING ACTIVITY WORKSHEETS

GRADE	3	DATE	2020/06/16
NAME AND SURNAME			
SUBJECT	English		
TITLE OF WORKSHEET	Comprehension		

Read the letter in your DBE blue book page 18, answer the questions. From that letter identify 5 Verbs and 5 Nouns. Write them in the given spaces.

Verbs	Nouns
<i>A verb is a doing word, example run</i>	<i>A noun is a naming word, example table</i>

PARKHURST PRIMARY SCHOOL HOMESCHOOLING ACTIVITY WORKSHEETS

GRADE	3	DATE	2020/06/17
NAME AND SURNAME			
SUBJECT		English	
TITLE OF WORKSHEET		Phonics and Prepositions	

Silent w words: Use the given words to construct 2 paragraphs of 5 sentences each

answer, wriggle, wrap, wrinkle, wreck, wrestle, wrist, sword, wring, write

This image shows a single sheet of white paper with horizontal blue or grey ruling lines. The lines are evenly spaced and run across the width of the page. There are no margins, text, or other markings on the paper.

Write sentences using the following pronouns.

Pronoun- a word that replaces a noun in a sentence; "Lebo ran so fast, like his life was on the line."

me-

she-

1-

US-

it-

PARKHURST PRIMARY SCHOOL HOMESCHOOLING ACTIVITY WORKSHEETS

GRADE	3	DATE	2020/06/18
NAME AND SURNAME			
SUBJECT	English		
TITLE OF WORKSHEET	Creative writing: How to keep myself safe at school Write 2 paragraphs of 5 sentences each on the given topic.		

How to keep myself safe at school

This image shows a single sheet of white paper with horizontal blue or grey ruling lines. The lines are evenly spaced and run across the width of the page. There are no margins, text, or other markings on the paper.

PARKHURST PRIMARY SCHOOL HOMESCHOOLING ACTIVITY WORKSHEETS

GRADE	3	DATE	2020/06/19
NAME AND SURNAME			
SUBJECT		English	
TITLE OF WORKSHEET		Handwriting: Rewrite the following paragraph in cursive	

A a B b C c D d E e F f
G g H h I i J j K k L l M m
N n O o P p Q q R r S s
T t U u V v W w X x Y y Z z

1 2 3 4 5 6 7 8 9 0

Thembi's Story

Grandmother was very happy. She always enjoyed her visits with granddaughter. She had a list of things planned for them to do. When Thembi arrived they went shopping for her favourite things. They baked a chocolate cake. Thembi decorated it herself.

This image shows a single sheet of white paper with horizontal blue or grey ruling lines. The lines are evenly spaced and run across the width of the page. There are no margins, text, or other markings on the paper.

**PARKHURST PRIMARY SCHOOL
HOMESCHOOLING ACTIVITY WORKSHEETS**

GRADE	3	DATE	2020/06/15
NAME AND SURNAME			
SUBJECT	Maths		
TITLE OF WORKSHEET	Addition by decomposing (breaking down)		

1. Learner counts in 2s up to 500 forwards and backwards. Starting at any number.

2. Add the following sums by using the decomposing method(breaking down)

1) $107 + 132$

=

=

=

=

2) $187 + 254$

=

=

=

=

3) $616 + 281$

=

=

=

=

4) $235 + 315$

=

=

=

=

5) $2134 + 2416$

=

=

=

=

PARKHURST PRIMARY SCHOOL
HOMESCHOOLING ACTIVITY WORKSHEETS

GRADE	3	DATE	2020/06/16
NAME AND SURNAME			
SUBJECT	Maths		
TITLE OF WORKSHEET	Counting and Money Word sums		

1. Learner counts in 3s up to 500 forwards and backwards
2. Answer the following word sums based on money.

1. Akhile went to the shop with R40.00. He bought eggs worth R17.00 and chips worth R14.00. How much change did he get? _____

2. Mpilo bought a soccer ball for R29.00 and a cricket bat for R43.00. How much did he spent altogether? _____

3. Akeem bought 6 balloons for R4.00 each at the shop. How much did he spend?

4. Dineo went to the tuck-shop and bought a chip roll, juice, chocolate for the value of R65.50c. If she pays with a R100.00, how much will her change be?

5. Owethu had R20.50c, his mom gave him R50.00. He goes to the tuck shop and spends R25.00. How much will he be left with?

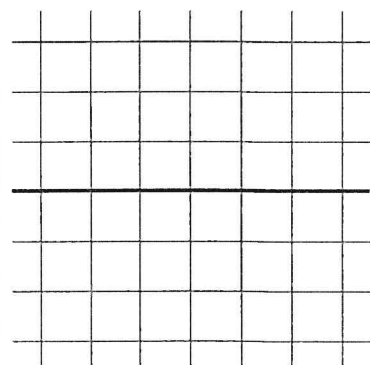
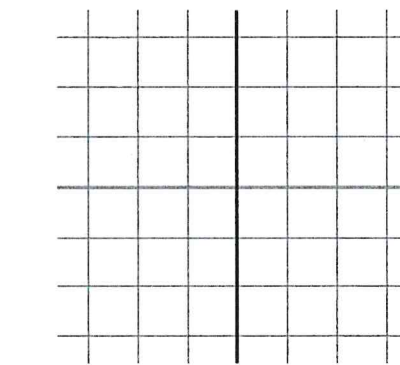
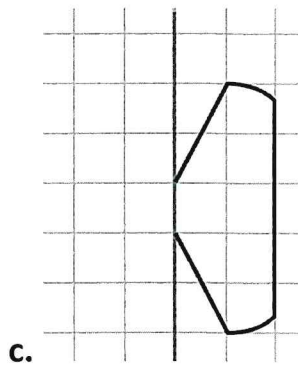
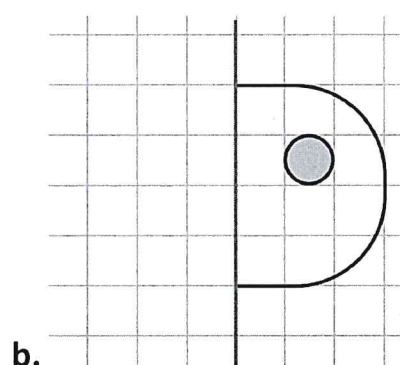
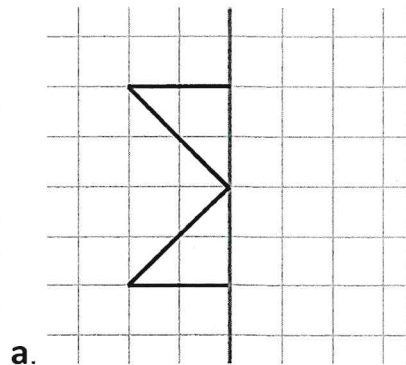
6. I bought 5 jackets for R45.00 each, how much did I spend?

**PARKHURST PRIMARY SCHOOL
HOMESCHOOLING ACTIVITY WORKSHEETS**

GRADE	3	DATE	2020/06/17
NAME AND SURNAME			
SUBJECT		Maths	
TITLE OF WORKSHEET		Symmetry	

1. Learner counts in 4s up to 500 forwards and backwards

2. Draw a mirror image to get a symmetrical figure.






















PARKHURST PRIMARY SCHOOL
HOMESCHOOLING ACTIVITY WORKSHEETS

GRADE	3	DATE	2020/06/18
NAME AND SURNAME			
SUBJECT	Maths		
TITLE OF WORKSHEET	Counting and Data handling		

1. Learner counts in 5s up to 500 forwards and backwards

2. Study the following data and answer the questions that follow.

Please note that 1  = 10

Ice cream sold	8					
	7					
	6					
	5					
	4					
	3					
	2					
	1					
		Siya	Ali	Xoli	Lindi	Lunga

a. Who sold the least ice creams? _____

b. How many ice creams were sold altogether by the learners?

c. Who sold the most ice creams? _____

d. What is the difference between the ice creams sold by Lunga and Siya?

**PARKHURST PRIMARY SCHOOL
HOMESCHOOLING ACTIVITY WORKSHEETS**

GRADE	3	DATE	2020/06/19
NAME AND SURNAME			
SUBJECT		Maths	
TITLE OF WORKSHEET		Counting and Number Names	

1. Learner counts in 10s up to 1000 forwards and backwards

2. Write the number names for the given numbers

Number	Name
48	
85	
111	
135	
222	
233	
556	
1000	
2092	
4444	