

HOME SCHOOLING LEARNING ACTIVITY PACKS COVER PAGE

PERIOD

15/06/2020 – 19/06/2020

GRADE R	GRADE 1	GRADE 2	GRADE 3	GRADE 4	GRADE 5	GRADE 6	GRADE 7
GRADE SV LEVEL 1	GRADE SV LEVEL 2	GRADE SV LEVEL 3					
✓							

Home Schooling

SV 15 - 19 June 2020



Level 1

Name: _____

GRADE	SV Level 1	DATE 15 June	
NAME AND SURNAME			
SUBJECT		English	
TITLE OF WORKSHEET		Phonics	

Spelling Words Week 1	Monday	Tuesday	Wednesday	Thursday
story				
stick				
stamp				
storm				
stairs				
chat				
child				
church				
choose				
chair				
shade				
shake				
sheep				
shoes				
share				
three				
think				
thirsty				
throat				
Thursday				

Instructions

- 1 . They need to sound out each word three times and read the words. They must write each word everyday for :(Monday, Tuesday, Wednesday and Thursday).
- 2 . They need to know the meaning of each word and use it in a sentence.
- 3 . They use five words per day to write five sentences for four days. (Write the word, write the sentence).
- 4 . The fifth day they spell all the words, they start with the first ten, if they get it wrong, they need to study and do the spelling test again before they do the last ten words.

GRADE	SV Level 1	DATE 16 June	
NAME AND SURNAME			
SUBJECT		English	
TITLE OF WORKSHEET		Comprehension	

Read the story and then answer the questions.

THE ANTS and THE GRASSHOPPER

One summer day, a grasshopper met some ants. They were carrying food to their home under the ground. "Good day" said the grasshopper. "Isn't it a fine day?" The ants didn't stop to talk. The grasshopper watched them. Then he said: "It's a lovely day. The sun is shining. The birds are singing. Why do you work so hard? Now it is time to sit in the sun." "No, it isn't" said the ants. "Now is the time to work. We aren't lazy. When winter comes, we won't find any food. We must collect our food now and store it for the winter."

The grasshopper laughed at the ants and lay in the sun listening to the birds. Weeks and months went by. The days became cold. The wind blew and it rained. Soon snow covered the fields. It was winter. Under the ground, the ants were warm and happy. They had all the food they needed. The grasshopper jumped from place to place. He was looking for a warm, dry home. He was thin, cold and hungry. He went to the ants and asked for some food. "Oh no!" said the ant. "You sang all summer, so in the winter you'll starve."

MORAL: "Save up for rainy days"



Answer the following questions about the story.

1. Who are the characters in the story?

2. Who worked hard to store food during Summer?

3. For which season are the ants preparing for?

4. Who did grasshopper make fun of?

5. What did the grasshopper do during Summer?


6. Quote four things from the text that the grasshopper said to the ants.

7. Why didn't the grasshopper not store anything?

8. Were the ants prepared for the Winter season? Explain.

9. When Winter came, what happened to the grasshopper?

10. What is the moral of the story?




GRADE	SV Level 1	DATE 17 June	
NAME AND SURNAME			
SUBJECT		English	
TITLE OF WORKSHEET		Language : The Ants and the Grasshopper	

1. Find five Verbs in the story.


2. Find five Adjectives in the story.

2. **Write your own five sentences about the Grasshopper. Look at the picture to help you.**

[illegible]

GRADE	SV Level 1	DATE 19 June	
NAME AND SURNAME			
SUBJECT		English	
TITLE OF WORKSHEET		Project : Make an Ant	

Craft : Design and make an Ant, using scrap material.



MATHS Week 1

GRADE	SV Level 1	DATE 15 June	
NAME AND SURNAME			
SUBJECT		Maths	
TITLE OF WORKSHEET		Counting	

Complete the sequences

60, ____, 62, ____, ____, ____, ____, ____, 68, ____, 70.

30, ____, 28, ____, ____, ____, ____, ____, ____, 20.

20 ____, 40, ____, ____, 70, ____, ____, ____,

89, ____, 87, ____, ____, ____, ____, ____, ____,

210, ____, ____, 240, ____, ____, 270, ____, ____, 300.

295, ____, 305 ____, ____, ____, 325, ____, ____, 340.


400, 401, ____, ____, ____, ____, ____, 407, ____,

510, 520, ____, ____, ____, 560, ____, ____, ____, 600.

250, 260, ____, ____, 290, ____, 310, ____, ____,

320, 322, ____, ____, 328, ____, 332, ____, 336, ____,

203, 206, 209, ____, ____, ____, 221, ____, ____, 230.



GRADE	SV Level 1	DATE 16 June	
NAME AND SURNAME			
SUBJECT		Maths	
TITLE OF WORKSHEET		Number names and addition	

1. Write the number name next to each number

32 _____

88 _____

65 _____

79 _____

73 _____

85 _____

233 _____

342 _____

303 _____

252 _____

2. Complete the following Addition sums

$48 + 5 =$

$38 + 4 =$

$52 + 5 =$

$22 + 8 =$

$87 + 6 =$

$74 + 6 =$

$59 + 8 =$

$24 + 2 =$

$42 + 4 =$

$37 + 5 =$

$24 + 4 =$

$55 + 4 =$

$30 + 5 =$

$88 + 4 =$

$95 + 3 =$

$44 + 4 =$

$94 + 3 =$

$62 + 6 =$

$85 + 4 =$

$48 + 5 =$

$80 + 9 =$

$29 + 4 =$

$43 + 8 =$

$54 + 6 =$

$75 + 6 =$

$52 + 8 =$

$64 + 6 =$

$72 + 7 =$

$26 + 7 =$

$47 + 6 =$

$77 + 8 =$

$83 + 6 =$

$49 + 5 =$

$87 + 20 =$

$37 + 8 =$

$56 + 9 =$

$64 + 8 =$

$95 + 10 =$

$42 + 6 =$

$29 + 8 =$

GRADE	SV Level 1	DATE 17 June	
NAME AND SURNAME			
SUBJECT		Maths	
TITLE OF WORKSHEET		Hundreds, Tens, Units, Breaking down numbers, subtraction	

Activity 1

Number	How many Tens?	How many Units?
74		
77		
59		
68		
99		

Activity 2

Breaking down the numbers

Example: $567 = 20 + 60 + 7$

$482 =$ _____

$580 =$ _____

$505 =$ _____

$663 =$ _____

$369 =$ _____

Activity 3

Complete the following subtraction sums

$38 - 3 =$

$87 - 5 =$

$84 - 10 =$

$26 - 4 =$

$42 - 2 =$

$34 - 10 =$

$48 - 6 =$

$68 - 6 =$

$88 - 10 =$

$76 - 2 =$

$55 - 8 =$

$70 - 9 =$

$58 - 4 =$

$98 - 7 =$

$99 - 8 =$

$79 - 7 =$


GRADE	SV Level 1	DATE 18 June	
NAME AND SURNAME			
SUBJECT		Maths	
TITLE OF WORKSHEET		Ordering numbers	

Describe, compare and orders numbers

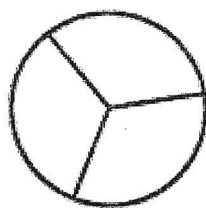
- 10 more than 80 = _____.
- Double 10 minus 4 = _____.
- 9 less than 69 = _____.
- 4 tens and 6 units = _____.
- 30 more than 40 = _____.
- Multiples of 5 before 40 = _____
- 10 less than 52 = _____
- Multiples of 8 and 25 = _____
- 4 more than 56 = _____
- Twenty minus eight = _____
- Double 8 minus 4 = _____
- 5 less than 73 = _____
- 3 more than 45 = _____

GRADE	SV Level 1	DATE 19 June	
NAME AND SURNAME			
SUBJECT		Maths	
TITLE OF WORKSHEET		Fractions	

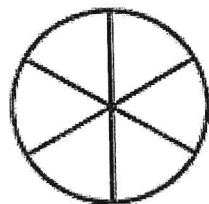
Colour the following fractions




$$\frac{1}{2}$$




$$\frac{1}{3}$$



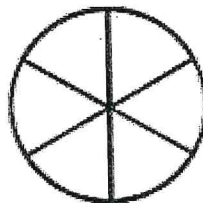
$$\frac{3}{6}$$



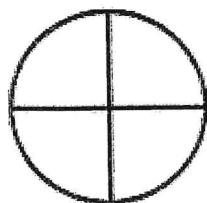
$$\frac{2}{4}$$



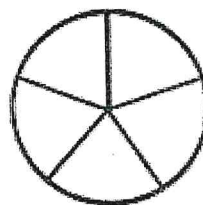
$$\frac{2}{5}$$



$$\frac{5}{6}$$



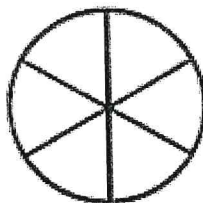
$$\frac{3}{4}$$



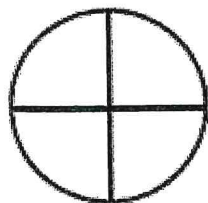
$$\frac{3}{5}$$



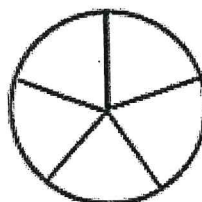
$$\frac{2}{3}$$



$$\frac{4}{6}$$



$$\frac{1}{4}$$



$$\frac{4}{5}$$