

# HOME SCHOOLING LEARNING ACTIVITY PACKS COVER PAGE

## PERIOD

**15/06/2020 – 19/06/2020**

GRADE R	GRADE 1	GRADE 2	GRADE 3	GRADE 4	GRADE 5	GRADE 6	GRADE 7
GRADE SV LEVEL 1	GRADE SV LEVEL 2	GRADE SV LEVEL 3					
	✓						

# Home Schooling

SV 15 – 19 June 2020



## Level 2

Name: \_\_\_\_\_

<b>GRADE</b>	<b>SV Level 2</b>	<b>DATE 15 June</b>	
<b>NAME AND SURNAME</b>			
<b>SUBJECT</b>		<b>English</b>	
<b>TITLE OF WORKSHEET</b>		<b>Phonics</b>	

Spelling Words Week 1	Monday	Tuesday	Wednesday	Thursday
brightly				
sadly				
kindly				
slowly				
proudly				
quickly				
quietly				
loudly				
gently				
mostly				
freshly				
night				
light				
flight				
tight				
right				
height				
page				
stage				
cage				

### Instructions

- 1 . They need to sound out each word three times and read the words. They must write each word everyday for :(Monday, Tuesday, Wednesday and Thursday).
- 2 . They need to know the meaning of each word and use it in a sentence.
- 3 . They use five words per day to write five sentences for four days. (Write the word, write the sentence).
- 4 . The fifth day they spell all the words, they start with the first ten, if they get it wrong, they need to study and do the spelling test again before they do the last ten words.

GRADE	SV Level 2	DATE 16 June	
NAME AND SURNAME			
SUBJECT		English	
TITLE OF WORKSHEET		Comprehension	

Read and learn the poem. Answer the questions that follow.

Name: \_\_\_\_\_



# Buzz, Buzz Bumblebee

by Ruth Donnelly

Buzz, buzz, bumblebee  
In the grass.  
Fly away.  
Let me pass!

Buzz, buzz, bumblebee,  
On the drive.  
Fly away.  
To your hive.



Buzz, buzz, bumblebee.  
You're not funny.  
Fly away.  
Make some honey.

Buzz, buzz, bumblebee  
By the tree.  
Fly away.  
Don't sting me!

## **Answer the questions about bees.**

1. What is a bumblebee?

---

---

---

2. What is a bee's home called?

---

---

---

3. What are bees good for?

---

---

---

4. Are bees dangerous? Explain.

---

---

---

5. What does bees need to live?

---

---

---

GRADE	SV Level 2	DATE 17 June	
NAME AND SURNAME			
SUBJECT		English	
TITLE OF WORKSHEET		Language	



Name: \_\_\_\_\_

# Buzz, Buzz Bumblebee

by Ruth Donnelly

List pairs of rhyming words from the poem.

_____		_____
_____		_____
_____	and	_____
_____		_____
_____		_____
_____	and	_____
_____		_____
_____		_____
_____	and	_____
_____		_____
_____		_____
_____	and	_____

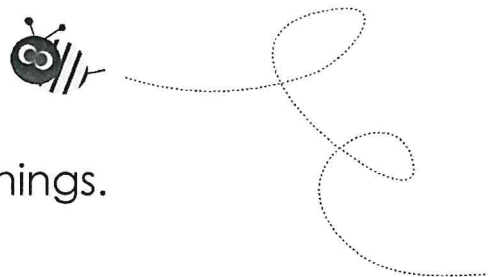
What is a bee's home called?

_____
_____
_____

Name: \_\_\_\_\_

# Buzz, Buzz Bumblebee

by Ruth Donnelly



Draw lines to match the words with their meanings.

bumblebee

a food made by bees

hive

silly

funny

a bee's home

honey


yellow and black bug

sting

to hurt

GRADE	SV Level 2	DATE 18 June	
NAME AND SURNAME			
SUBJECT		English	
TITLE OF WORKSHEET		Creative writing	

Write two paragraphs of five sentences each about the following pictures.




---

---

---

---

---

---

---

---



---

---

---

---

---

---





---


---



<b>GRADE</b>	<b>SV</b> Level 2	<b>DATE</b> 19 June	
<b>NAME AND SURNAME</b>			
<b>SUBJECT</b>		English	
<b>TITLE OF WORKSHEET</b>		Project : Make a bee	

Craft : Design and make a bee, using recycle material.





**SV**  
**Level 2**

**Name:**\_\_\_\_\_

GRADE	SV Level 2	DATE 15 June	
NAME AND SURNAME			
SUBJECT		Maths	
TITLE OF WORKSHEET		Counting	

**Complete the sequences**

500, 550, \_\_\_\_\_, \_\_\_\_\_, 700, \_\_\_\_\_, 800.

503, 509, \_\_\_\_\_, \_\_\_\_\_, \_\_\_\_\_, \_\_\_\_\_, \_\_\_\_\_, \_\_\_\_\_.

512, 514, \_\_\_\_\_, \_\_\_\_\_, \_\_\_\_\_, \_\_\_\_\_, 524, \_\_\_\_\_.

530, 535, \_\_\_\_\_, \_\_\_\_\_, 550, \_\_\_\_\_, \_\_\_\_\_, \_\_\_\_\_.

545, \_\_\_\_\_, \_\_\_\_\_, 560, \_\_\_\_\_, \_\_\_\_\_, \_\_\_\_\_, 580, \_\_\_\_\_.

**Write the 10 numbers that comes after 700.**

700, \_\_\_\_\_, \_\_\_\_\_, \_\_\_\_\_, \_\_\_\_\_, \_\_\_\_\_, \_\_\_\_\_, \_\_\_\_\_, \_\_\_\_\_, \_\_\_\_\_.

715 720, 725, \_\_\_\_\_, \_\_\_\_\_, \_\_\_\_\_, \_\_\_\_\_, \_\_\_\_\_, \_\_\_\_\_, \_\_\_\_\_, \_\_\_\_\_.

703, 706, 709, \_\_\_\_\_, \_\_\_\_\_, \_\_\_\_\_, \_\_\_\_\_, \_\_\_\_\_, \_\_\_\_\_, \_\_\_\_\_, \_\_\_\_\_.

740, \_\_\_\_\_, \_\_\_\_\_, 743, \_\_\_\_\_, \_\_\_\_\_, \_\_\_\_\_, 747, \_\_\_\_\_, 749, \_\_\_\_\_, \_\_\_\_\_.

<b>GRADE</b>	<b>SV Level 2</b>	<b>DATE 16 June</b>	
<b>NAME AND SURNAME</b>			
<b>SUBJECT</b>		<b>Maths</b>	
<b>TITLE OF WORKSHEET</b>		<b>Number names</b>	

**Write the number names**

332 \_\_\_\_\_

595 \_\_\_\_\_

478 \_\_\_\_\_

509 \_\_\_\_\_

592 \_\_\_\_\_

774 \_\_\_\_\_

684 \_\_\_\_\_

707 \_\_\_\_\_

777 \_\_\_\_\_

868 \_\_\_\_\_

GRADE	SV Level 2	DATE 17 June	
NAME AND SURNAME			
SUBJECT		Maths	
TITLE OF WORKSHEET		Addition up to 1000	

## Calculate

$300 + 500 = \underline{\hspace{2cm}}$

$213 + 100 = \underline{\hspace{2cm}}$

$600 + 200 = \underline{\hspace{2cm}}$

$214 + 200 = \underline{\hspace{2cm}}$

$300 + 400 = \underline{\hspace{2cm}}$

$222 + 800 = \underline{\hspace{2cm}}$

$500 + 100 = \underline{\hspace{2cm}}$

$345 + 500 = \underline{\hspace{2cm}}$

$200 + 100 = \underline{\hspace{2cm}}$

$308 + 400 = \underline{\hspace{2cm}}$

$700 + 100 = \underline{\hspace{2cm}}$

$262 + 600 = \underline{\hspace{2cm}}$

$300 + 600 = \underline{\hspace{2cm}}$

$243 + 400 = \underline{\hspace{2cm}}$

$400 + 100 = \underline{\hspace{2cm}}$

$415 + 300 = \underline{\hspace{2cm}}$

$300 + 100 = \underline{\hspace{2cm}}$

$334 + 200 = \underline{\hspace{2cm}}$

$200 + 200 = \underline{\hspace{2cm}}$

$206 + 400 = \underline{\hspace{2cm}}$

$400 + 600 = \underline{\hspace{2cm}}$

$215 + 500 = \underline{\hspace{2cm}}$



GRADE	SV Level 2	DATE 18 June	
NAME AND SURNAME			
SUBJECT		Maths	
TITLE OF WORKSHEET		Subtraction up to 1000	

## Calculate

$400 - 100 = \underline{\hspace{2cm}}$

$374 - 200 = \underline{\hspace{2cm}}$

$200 - 100 = \underline{\hspace{2cm}}$

$442 - 200 = \underline{\hspace{2cm}}$

$500 - 400 = \underline{\hspace{2cm}}$

$820 - 500 = \underline{\hspace{2cm}}$

$400 - 200 = \underline{\hspace{2cm}}$

$703 - 400 = \underline{\hspace{2cm}}$

$600 - 200 = \underline{\hspace{2cm}}$

$512 - 300 = \underline{\hspace{2cm}}$

$300 - 100 = \underline{\hspace{2cm}}$

$620 - 500 = \underline{\hspace{2cm}}$

$600 - 500 = \underline{\hspace{2cm}}$

$406 - 200 = \underline{\hspace{2cm}}$

$400 - 300 = \underline{\hspace{2cm}}$

$662 - 600 = \underline{\hspace{2cm}}$

$600 - 600 = \underline{\hspace{2cm}}$

$950 - 700 = \underline{\hspace{2cm}}$

$600 - 500 = \underline{\hspace{2cm}}$

$755 - 500 = \underline{\hspace{2cm}}$

GRADE	SV Level 2	DATE 19 June	
NAME AND SURNAME			
SUBJECT		Maths	
TITLE OF WORKSHEET		Rounding off to the nearest ten	

**Rounding off to the nearest ten. Write down the correct answer. You may use your number chart to help you.**

35 = 40      54 = 50      120 = 130      405 = 410      558 = 560

62 = \_\_\_\_\_      7 = \_\_\_\_\_      18 = \_\_\_\_\_

37 = \_\_\_\_\_      32 = \_\_\_\_\_      37 = \_\_\_\_\_

44 = \_\_\_\_\_      57 = \_\_\_\_\_      65 = \_\_\_\_\_

308 = \_\_\_\_\_      258 = \_\_\_\_\_      343 = \_\_\_\_\_

445 = \_\_\_\_\_      555 = \_\_\_\_\_      433 = \_\_\_\_\_

658 = \_\_\_\_\_      219 = \_\_\_\_\_      364 = \_\_\_\_\_

505 = \_\_\_\_\_      352 = \_\_\_\_\_      446 = \_\_\_\_\_

347 = \_\_\_\_\_      331 = \_\_\_\_\_      544 = \_\_\_\_\_

322 = \_\_\_\_\_      431 = \_\_\_\_\_      331 = \_\_\_\_\_