



# HOME SCHOOLING LEARNING ACTIVITY PACKS COVER PAGE

## PERIOD

**15/06/2020 – 19/06/2020**

GRADE R	GRADE 1	GRADE 2	GRADE 3	GRADE 4	GRADE 5	GRADE 6	GRADE 7
GRADE SV LEVEL 1	GRADE SV LEVEL 2	GRADE SV LEVEL 3					
		✓					

# Home Schooling

## SV 15 - 19 June 2020



### Level 3

Name: \_\_\_\_\_

<b>GRADE</b>	<b>SV Level 3</b>	<b>DATE 15 June</b>	
<b>NAME AND SURNAME</b>			
<b>SUBJECT</b>		<b>English</b>	
<b>TITLE OF WORKSHEET</b>		<b>Phonics</b>	

Spelling Words Week 1	Monday	Tuesday	Wednesday	Thursday
dance				
chance				
glance				
fence				
hence				
prince				
since				
quince				
wince				
mince				
once				
bounce				
choice				
voice				
rejoice				
circle				
cycle				
badge				
pledge				
edge				

### Instructions

- 1 . They need to sound out each word three times and read the words. They must write each word everyday for :(Monday, Tuesday, Wednesday and Thursday).
- 2 . They need to know the meaning of each word and use it in a sentence.
- 3 . They use five words per day to write five sentences for four days. (Write the word, write the sentence).
- 4 . The fifth day they spell all the words, they start with the first ten, if they get it wrong, they need to study and do the spelling test again before they do the last ten words.

<b>GRADE</b>	<b>SV</b> <b>Level</b> <b>3</b>	<b>DATE</b> <b>16 June</b>	
<b>NAME AND SURNAME</b>			
<b>SUBJECT</b>		<b>English</b>	
<b>TITLE OF WORKSHEET</b>		<b>Comprehension</b>	

**Read the story and then answer the questions.**


### **Spiderman**

Orphaned as a baby, Peter Parker was raised by his elderly uncle Ben and aunt May. Academically gifted, Peter was a natural when it came to science, some say he was a nerd, others say he was a genius.

Socially however, he was not, he was painfully shy and always the butt of everyone's jokes at Midtown High School. During a school trip to the local Science museum, he was bitten on the hand by a radioactive spider, empowering Peter with super powers and the ability to cling to almost any surface. Remembering his uncle's words : "With great power comes great responsibility", Peter knew that he had to use his new powers to help and protect the weak, vulnerable and the helpless citizens of New York City. Peter decided that he had to disguise himself, so that his enemies would not be able to recognise him and hurt the ones he loved.

The first enemy he had to face was the menacing green goblin, however over the years Spiderman faced many enemies, such as the villainous Dr Octopus and the terrifying Venom.

Step 15



For more step-by-step drawing tutorials visit us at [www.drawingtutorials101.com](http://www.drawingtutorials101.com)

**Answer the following questions about Spiderman.**

1. What is Spiderman's name?

---

---

2. Who raised Spiderman after his parents passed away?

---

---

---

3. What was the name of the school he attended?

---

4. Where was Peter when he was bitten by the spider?

---

5. What three words <sup>do you think</sup> describe Peter's characteristics?

---

6. What powers did Peter gain from the spider bite?

---

---

---

---

---

7. Why did Peter disguise himself?

---

---

---

---

8. Which three words **describe** some of Spiderman's enemies?

---

---

---

9. Who was Spiderman's first enemy?

---

---

---

---

10. Write a sentence, using at least two adjectives to describe what **you** think of Spiderman.

---

---

---

---

---

11. What did Spiderman's uncle say to him?

---

---

---

---

---



<b>GRADE</b>	<b>SV Level 3</b>	<b>DATE 17 June</b>	
<b>NAME AND SURNAME</b>			
<b>SUBJECT</b>		<b>English</b>	
<b>TITLE OF WORKSHEET</b>		<b>Language : Spiderman</b>	

**1. Find five Nouns in the story.**

---



---



---



---



---

**2. Find five Adjectives in the story.**

---



---



---



---



---










<b>GRADE</b>	<b>SV</b> Level 3	<b>DATE</b> 19 June	
<b>NAME AND SURNAME</b>			
<b>SUBJECT</b>		English	
<b>TITLE OF WORKSHEET</b>		Project : Make a spider	

Craft : Design and make a 3D spider / spider man, using recycling material.



# Awesome Learning



**SV**  
**Level 3**

**Name:**\_\_\_\_\_

## Maths Week 1

GRADE	SV Level 3	DATE 15 June	
NAME AND SURNAME			
SUBJECT		Maths	
TITLE OF WORKSHEET		Counting	

Complete the sequences

700, 710, \_\_\_\_\_, \_\_\_\_\_, \_\_\_\_\_, \_\_\_\_\_, 760.

710, 712, \_\_\_\_\_, \_\_\_\_\_, \_\_\_\_\_, \_\_\_\_\_, \_\_\_\_\_, \_\_\_\_\_.

748, 750, \_\_\_\_\_, \_\_\_\_\_, \_\_\_\_\_, \_\_\_\_\_, 760, \_\_\_\_\_.

715, 720, 725, \_\_\_\_\_, \_\_\_\_\_, 740, \_\_\_\_\_, \_\_\_\_\_, \_\_\_\_\_.

Write the 10 numbers that comes after 800.

800, \_\_\_\_\_, \_\_\_\_\_, \_\_\_\_\_, \_\_\_\_\_, \_\_\_\_\_, \_\_\_\_\_, \_\_\_\_\_, \_\_\_\_\_, \_\_\_\_\_.

822, 824, 826, \_\_\_\_\_, \_\_\_\_\_, \_\_\_\_\_, \_\_\_\_\_, \_\_\_\_\_, \_\_\_\_\_, \_\_\_\_\_, \_\_\_\_\_.

845, 850, 855, \_\_\_\_\_, \_\_\_\_\_, \_\_\_\_\_, \_\_\_\_\_, \_\_\_\_\_, \_\_\_\_\_, \_\_\_\_\_, \_\_\_\_\_.

840, \_\_\_\_\_, \_\_\_\_\_, 843, \_\_\_\_\_, \_\_\_\_\_, \_\_\_\_\_, 847, \_\_\_\_\_, 849, \_\_\_\_\_, \_\_\_\_\_, \_\_\_\_\_.

<b>GRADE</b>	<b>SV Level 3</b>	<b>DATE 16 June</b>	
<b>NAME AND SURNAME</b>			
<b>SUBJECT</b>		<b>Maths</b>	
<b>TITLE OF WORKSHEET</b>		<b>Number names</b>	

**Write the number names**

454 \_\_\_\_\_

698 \_\_\_\_\_

779 \_\_\_\_\_

887 \_\_\_\_\_

991 \_\_\_\_\_

699 \_\_\_\_\_

976 \_\_\_\_\_

1808 \_\_\_\_\_

2684 \_\_\_\_\_

3771 \_\_\_\_\_

GRADE	SV Level 3	DATE 17 June	
NAME AND SURNAME			
SUBJECT		Maths	
TITLE OF WORKSHEET		Calculations : Addition	

Calculate the following

$$5 + 7 = \underline{\quad\quad\quad} \quad 50 + 70 = \underline{\quad\quad\quad} \quad 500 + 700 = \underline{\quad\quad\quad}$$

$$4 + 9 = \underline{\quad\quad\quad} \quad 40 + 90 = \underline{\quad\quad\quad} \quad 400 + 900 = \underline{\quad\quad\quad}$$

$$6 + 7 = \underline{\quad\quad\quad} \quad 60 + 70 = \underline{\quad\quad\quad} \quad 600 + 700 = \underline{\quad\quad\quad}$$

$$1000 + 500 + 90 + 3 = \underline{\quad\quad\quad} \quad 2000 + 300 + 40 + 1 = \underline{\quad\quad\quad}$$

$$2000 + 300 + 40 + 1 = \underline{\quad\quad\quad} \quad 3000 + 800 + 20 + 9 = \underline{\quad\quad\quad}$$

$$3000 + 800 + 20 + 9 = \underline{\quad\quad\quad} \quad 4000 + 200 + 90 + 3 = \underline{\quad\quad\quad}$$

$$5000 + 300 + 10 + 6 = \underline{\quad\quad\quad} \quad 6000 + 100 + 80 + 4 = \underline{\quad\quad\quad}$$

$$7000 + 100 + 50 + 9 = \underline{\quad\quad\quad} \quad 3000 + 500 + 30 + 3 = \underline{\quad\quad\quad}$$

GRADE	SV Level 3	DATE 18 June	
NAME AND SURNAME			
SUBJECT		Maths	
TITLE OF WORKSHEET		Calculations : Subtraction	

**Calculate the following**

$9 - 4 = \underline{\quad}$

$90 - 40 = \underline{\quad}$

$900 - 400 = \underline{\quad}$

$5 - 2 = \underline{\quad}$

$50 - 20 = \underline{\quad}$

$500 - 200 = \underline{\quad}$

$7 - 3 = \underline{\quad}$

$70 - 30 = \underline{\quad}$

$700 - 300 = \underline{\quad}$

$6 - 4 = \underline{\quad}$

$60 - 40 = \underline{\quad}$

$600 - 400 = \underline{\quad}$

$8 - 5 = \underline{\quad}$

$80 - 50 = \underline{\quad}$

$800 - 500 = \underline{\quad}$

$9 - 5 = \underline{\quad}$

$90 - 50 = \underline{\quad}$

$900 - 500 = \underline{\quad}$

$360 - 50 = \underline{\quad}$

$570 - 30 = \underline{\quad}$

$430 - 31 = \underline{\quad}$

$676 - 70 = \underline{\quad}$

$799 - 701 = \underline{\quad}$

$865 - 34 = \underline{\quad}$

GRADE	SV Level 3	DATE 19 June	
NAME AND SURNAME			
SUBJECT		Maths	
TITLE OF WORKSHEET		Rounding off	

Round off to the nearest 10. Example : 53 = 50 57 = 60

21 = \_\_\_\_\_ 27 = \_\_\_\_\_ 36 = \_\_\_\_\_

43 = \_\_\_\_\_ 49 = \_\_\_\_\_ 51 = \_\_\_\_\_

57 = \_\_\_\_\_ 68 = \_\_\_\_\_ 81 = \_\_\_\_\_

Round off to the nearest 100.

Example : 225 = 200, 489 = 500, 615 = 600

291 = \_\_\_\_\_ 129 = \_\_\_\_\_ 334 = \_\_\_\_\_

499 = \_\_\_\_\_ 389 = \_\_\_\_\_ 525 = \_\_\_\_\_

695 = \_\_\_\_\_ 813 = \_\_\_\_\_ 895 = \_\_\_\_\_