

# PARKHURST PRIMARY SCHOOL

## LEARNING ACTIVITY PACK COVER PAGE

SUBJECT						
ENGLISH	AFRIKAANS	MATHEMATICS	LIFE SKILLS	PSWB	SS - GEOG	SS - HIST
✓	✓	✓	✓			
NS/TECH	EMS	NS	TECHNOLOGY	CA	LO	

GRADE						
GRADE R	GRADE 1	GRADE 2	GRADE 3	GRADE 4	GRADE 5	GRADE 6
			✓			
GRADE 7	GRADE SV	PERIOD				
		WEEK/S OR APPLICABLE DATES: 20- 24 July 2020				

QUESTION PAPER/ACTIVITY WORKSHEETS	MEMORANDUM (ANSWERS)
Activity Worksheets	Yes

NUMBER OF PAGES EXCLUDING COVER PAGE	19
--------------------------------------	----

1. Read each question carefully before answering.
2. Answer ALL the questions.
3. Answer on the provided spaces.
4. Thank you parents for all your hard work.


**PARKHURST PRIMARY SCHOOL  
HOMESCHOOLING ACTIVITY WORKSHEETS**

GRADE	3	DATE	2020/07/ 20
NAME AND SURNAME			
SUBJECT		English	
TITLE OF WORKSHEET		Poem: Learner to practice the poem every day	

## Our Earth

Our Earth is filled with wonderful places  
and beautiful people of all races.  
Our Creator made us all,  
we're different- some short, some tall.  
In cities we live side by side,  
in the country we are scattered far and wide.

Our mountains almost touch the sky,  
where eagles soar and fly.  
In cities we live in narrow alleys,  
in the country- in long green valleys.  
Our Earth is filled with wonderful places,  
And beautiful people of all races.



## PARKHURST PRIMARY SCHOOL HOMESCHOOLING ACTIVITY WORKSHEETS

GRADE	3	DATE	2020/07/20
NAME AND SURNAME			
SUBJECT		English	
TITLE OF WORKSHEET		Phonics	

**Silent “e” word:** Use the given words to construct 2 paragraphs of 5 sentences each  
squeeze, tease, choke, grave, frame, above, peace, abuse, chore, adore

[illegible]

**PARKHURST PRIMARY SCHOOL  
HOMESCHOOLING ACTIVITY WORKSHEETS**

GRADE	3	DATE	2020/07/21
NAME AND SURNAME			
SUBJECT	English		
TITLE OF WORKSHEET	Prepositions		

**Write meaningful sentences using the following prepositions.**

**Prepositions-** a word or phrase that connects a noun to a verb or adjective in a sentence.  
An example of a preposition is the word "with" in the following; "I'm going with her."

**at-**

**with-**

**on-**

**for-**

**in-**

**to-**

**by-**

**into-**

**under-**

**through-**



## PARKHURST PRIMARY SCHOOL HOMESCHOOLING ACTIVITY WORKSHEETS

GRADE	3	DATE	2020/07/22
NAME AND SURNAME			
SUBJECT		English	
TITLE OF WORKSHEET		Creative writing: My Pet Write 2 paragraphs of 5 sentences each on the given topic.	

## My Pet

This image shows a single sheet of white paper with horizontal blue or grey ruling lines. The lines are evenly spaced and run across the width of the page. There is no handwriting or other markings on the paper.

**PARKHURST PRIMARY SCHOOL  
HOMESCHOOLING ACTIVITY WORKSHEETS**

GRADE	3	DATE	2020/07/23
NAME AND SURNAME			
SUBJECT	English		
TITLE OF WORKSHEET	Tenses: Past tense		

1. Write the following words in the **past tense**. Example, **buy- bought**.

Present tense	Past tense
<b>hurt</b>	
<b>arrive</b>	
<b>know</b>	
<b>put</b>	
<b>fight</b>	
<b>bring</b>	
<b>hit</b>	
<b>write</b>	
<b>find</b>	
<b>stay</b>	

PARKHURST PRIMARY SCHOOL  
HOMESCHOOLING ACTIVITY WORKSHEETS

GRADE	3	DATE	2020/07/24
NAME AND SURNAME			
SUBJECT	English		
TITLE OF WORKSHEET	Nouns and Verbs		

1. Circle 5 **nouns** with red colour and 5 **verbs** with a green colour in the story

## Our Earth

Our Earth is filled with wonderful places  
and beautiful people of all races.

Our Creator made us all,  
we're different- some short, some tall.

In cities we live side by side,  
in the country we are scattered far and wide.

Our mountains almost touch the sky,  
where eagles soar and fly.

In cities we live in narrow alleys,  
in the country- in long green valleys.

Our Earth is filled with wonderful places,  
And beautiful people of all races.

**PARKHURST PRIMARY SCHOOL  
LEARNING ACTIVITY WORKSHEETS**

GRADE	3	DATE	2020/07/20
NAME AND SURNAME			
SUBJECT		Afrikaans	
TITLE OF WORKSHEET		Taal (Language)	

**1. Onthou jy: Skryf die Afrikaanse woorde neer: (write in Afrikaans)**

- |                    |                    |
|--------------------|--------------------|
| 1. Monday _____    | 7. June _____      |
| 2. Tuesday _____   | 8. October _____   |
| 3. Wednesday _____ | 9. December _____  |
| 4. Thursday _____  | 10. November _____ |
| 5. Friday _____    | 11. March _____    |
| 6. Saturday _____  | 12. August _____   |



PARKHURST PRIMARY SCHOOL  
LEARNING ACTIVITY WORKSHEETS

GRADE	3	DATE	2020/07/21
NAME AND SURNAME			
SUBJECT	Afrikaans		
TITLE OF WORKSHEET	Klanke		

1. Gee die Engelse woorde vir die volgende. (Give the English words)

1. Goeie môre \_\_\_\_\_.
2. Dankie \_\_\_\_\_.
3. Totsiens \_\_\_\_\_.
4. Asseblief \_\_\_\_\_.
5. Verskoon my \_\_\_\_\_.

**Thuli se hond**

Thuli is nege jaar oud en sy is 'n pragtige meisie. Sy bly in Soweto en sy is in Parkhurst Skool.

Thuli het 'n baie oulike hond. Haar hond se naam is Snuffels. Snuffels is baie stout. Hy hou baie daarvan om met die kinders te speel. Hy sit saam met Thuli en eet haar brood. Hy slaap buite die huis. Thuli is baie lief vir Snuffels.

2. Kies woorde uit die leesstuk wat die volgende klanke het (choose words from the passage with the following sounds)

- |               |              |
|---------------|--------------|
| 1. aa - _____ | 4. a - _____ |
| 2. o - _____  | 5. i - _____ |
| 3. ee - _____ | 6. e - _____ |



**PARKHURST PRIMARY SCHOOL**  
**LEARNING ACTIVITY WORKSHEETS**

GRADE	3	DATE	2020/07/22
NAME AND SURNAME			
SUBJECT	Afrikaans		
TITLE OF WORKSHEET	Taal (Language)		

1. Voltooi die sinne in die teenvoordige tyd. Complete the sentences in the present tense.

1. I eat an apple.

Ek \_\_\_\_\_ 'n \_\_\_\_\_.

2. I play with the ball.

Ek \_\_\_\_\_ met die \_\_\_\_\_.



3. I sit in the bath.

Ek \_\_\_\_\_ in die \_\_\_\_\_.

4. It is a white rose.

Dit is 'n \_\_\_\_\_.

5. My cat sleeps on the mat.

My kat \_\_\_\_\_ op die \_\_\_\_\_.



**PARKHURST PRIMARY SCHOOL  
LEARNING ACTIVITY WORKSHEETS**

<b>GRADE</b>	<b>3</b>	<b>DATE</b>	<b>2020/07/20</b>
<b>NAME AND SURNAME</b>			
<b>SUBJECT</b>	<b>Maths</b>		
<b>TITLE OF WORKSHEET</b>	<b>Counting and Subtraction by decomposing (breaking down)</b>		

**1. Learner counts in 2s up to 500 forwards and backwards. Starting at any number.**

**2. Subtract the following sums by using the decomposing method(breaking down)**

**1) 246 - 111**

=

=

=

=

**2) 238 - 127**

=

=

=

=

**3) 299 - 126**

=

=

=

=

**4) 485 - 365**

=

=

=

=

**5) 3289 - 1176**

=

=

=

=



**PARKHURST PRIMARY SCHOOL  
LEARNING ACTIVITY WORKSHEETS**

GRADE	3	DATE	2020/07/21
NAME AND SURNAME			
SUBJECT	Maths		
TITLE OF WORKSHEET	Counting and Number Operations		

**1. Learner counts in 3s up to 500 forwards and backwards**



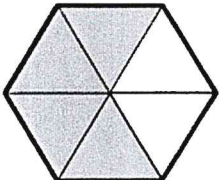
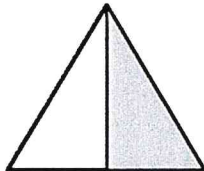


**2. Work out for the following numbers**

<i>For the following number 248</i>	<i>For the following number 194</i>
2.1 Decompose _____	2.1 Multiply by 4 _____
2.2 Double _____	2.2 Double _____
2.3 Halve _____	2.3 Subtract 77 _____
2.4 Add 82 _____	2.4 Add 129 _____
2.5 Subtract 158 _____	2.5 Round off to the nearest 10 _____

**PARKHURST PRIMARY SCHOOL  
LEARNING ACTIVITY WORKSHEETS**

<b>GRADE</b>	<b>3</b>	<b>DATE</b>	<b>2020/07/22</b>
<b>NAME AND SURNAME</b>			
<b>SUBJECT</b>		Maths	
<b>TITLE OF WORKSHEET</b>		Counting and Fractions	

- 1. Learner counts in 4s up to 500 forwards and backwards. Starting at any number.**
- 2. Write the value of the shaded fractions in the spaces provided?**

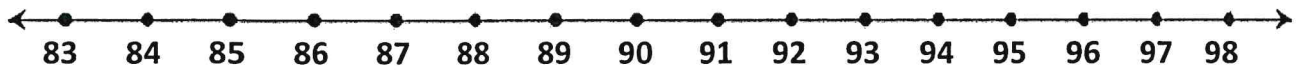
**Example:**

1					
1/2					
1/3					
1/4					
1/5					
1/6					

**PARKHURST PRIMARY SCHOOL**  
**LEARNING ACTIVITY WORKSHEETS**

GRADE	3	DATE	2020/07/23
NAME AND SURNAME			
SUBJECT	Maths		
TITLE OF WORKSHEET	Counting and Subtracting on the Number line		

**2.1 98- 10=**



**2.2 56- 12=**



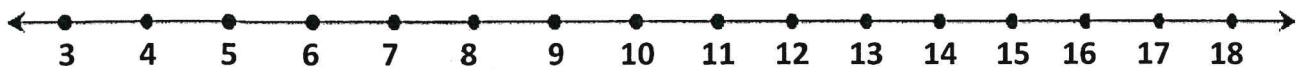
**2.3 30- 8=**



**2.4 26-6=**



**2.5 18- 9=**



**PARKHURST PRIMARY SCHOOL  
LEARNING ACTIVITY WORKSHEETS**

<b>GRADE</b>	<b>3</b>	<b>DATE</b>	<b>2020/07/24</b>
<b>NAME AND SURNAME</b>			
<b>SUBJECT</b>	Maths		
<b>TITLE OF WORKSHEET</b>	Counting and Rounding Number Names		

1. Learner counts in 10s up to 500 forwards and backwards. Starting at any number.
2. Round off the following numbers to the nearest 10.

<b>ColumnA</b>	<b>Column B</b>
163 .....	a) two hundred and sixty-five
265 .....	b) ninety-seven
97 .....	c) one hundred and sixty-three
168 .....	d) two hundred and fourteen
207 .....	e) two hundred and thirty-four
214 .....	f) one hundred and sixty-eight
234 .....	g) one hundred and fourteen
350 .....	h) two hundred and seven
114 .....	i) three hundred and fifty
345 .....	j) three hundred and forty-five
186 .....	k) two hundred and seventeen
314 .....	l) one hundred and eleven
217 .....	m) one hundred and eighty-six
111 .....	n) three hundred and fourteen

**PARKHURST PRIMARY SCHOOL**  
**LEARNING ACTIVITY WORKSHEETS**

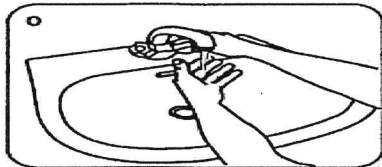
---



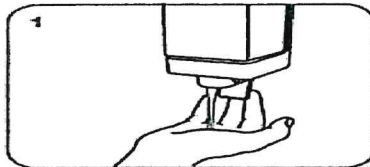
**PARKHURST PRIMARY SCHOOL**  
**LEARNING ACTIVITY WORKSHEETS**

GRADE	3	DATE	2020/07/20- 24
NAME AND SURNAME			
SUBJECT	Life Skills		
TITLE OF WORKSHEET	Keeping my body safe		

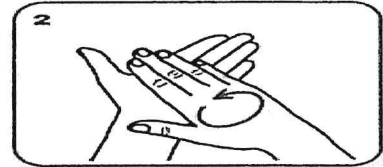
1. Look at the following posters on how to keep yourself safe during this period of COVID 19. Understand the necessary practices during this time by reading and making each one your new habit.



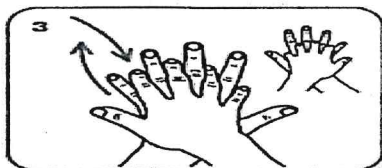
Wet hands with water



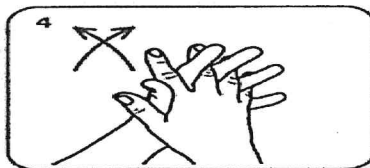
apply enough soap to cover all hand surfaces.



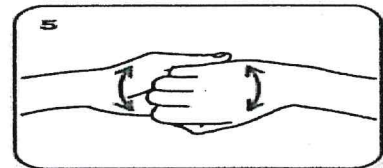
Rub hands palm to palm



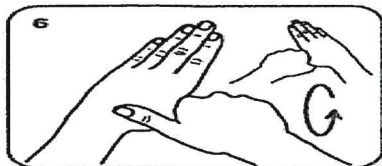
right palm over left dorsum with interlaced fingers and vice versa



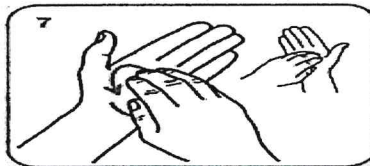
palm to palm with fingers interlaced



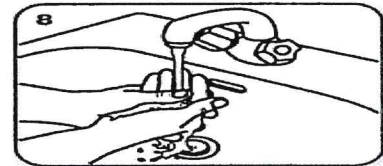
backs of fingers to opposing palms with fingers interlocked



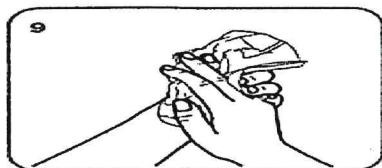
rotational rubbing of left thumb clasped in right palm and vice versa



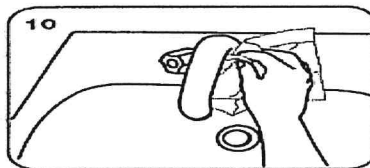
rotational rubbing, backwards and forwards with clasped fingers of right hand in left palm and vice versa.



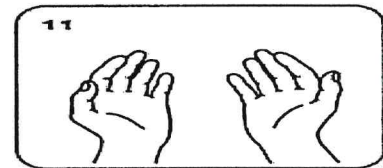
Rinse hands with water



dry thoroughly with a single use towel



use towel to turn off faucet



...and your hands are safe.

NELSON MANDELA  
UNIVERSITY

**PROTECT YOURSELF AND OTHERS  
FROM THE CORONAVIRUS**

# Prevention & WELLNESS




Sneeze or cough  
into a tissue



Or sneeze or cough  
into your elbow if  
you have no tissues



Do not touch  
your face



Clean surfaces regularly



Clean your cellphone  
regularly

**CORONAVIRUS OUTBREAK NATIONAL HOTLINE:**

**0 800 029 999**


08H00 - 16H00 (MONDAY - FRIDAY)



SOCIAL DISTANCING

# STAY SAFE

GOOD



WRONG




KEEP YOUR DISTANCE

## 2 METRES APART

Help protect each other

**STOP** **COVID-19**





CITY OF FORT LAUDERDALE

# FACE MASK

## D<sup>✓</sup>'S AND D<sup>⊘</sup>'N'TS



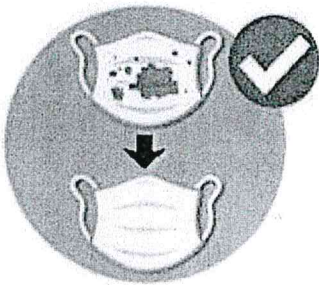
Wash your hands with soap and water before applying the mask.



Make sure mask covers your mouth, nose, and chin.



Don't leave your nose or mouth uncovered.



Change your mask after 8 hours of wear time, or if wet or soiled.




Dispose of your mask properly in a bin and wash your hands with soap and water.



Don't wear mask while alone in your vehicle. But wear a mask when out in public.



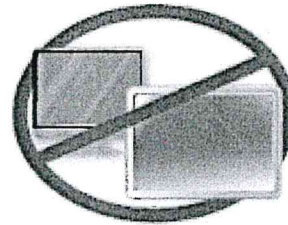
# Healthy habits



Eat healthy foods



Drink plenty of water



Limit television  
and computer use



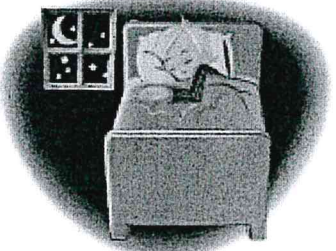
Be active for at least  
one hour a day



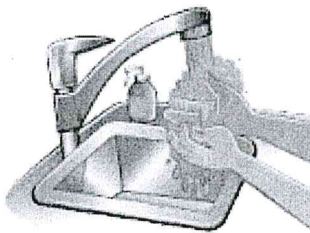
Clean your teeth  
at least twice a day



Be kind to  
yourself and others




Get plenty of sleep



Wash your hands



Find time to relax



Eat 'junk' food and  
sweets only occasionally



Have a bath or  
shower every day



Work and play safely

# PARKHURST PRIMARY SCHOOL

## LEARNING ACTIVITY PACK COVER PAGE

SUBJECT						
ENGLISH	AFRIKAANS	MATHEMATICS	LIFE SKILLS	PSWB	SS - GEOG	SS - HIST
✓	✓	✓	✓			
NS/TECH	EMS	NS	TECHNOLOGY	CA	LO	

GRADE						
GRADE R	GRADE 1	GRADE 2	GRADE 3	GRADE 4	GRADE 5	GRADE 6
			✓			
GRADE 7	GRADE SV	PERIOD				
		WEEK/S OR APPLICABLE DATES: 20- 24 July 2020				

QUESTION PAPER/ACTIVITY WORKSHEETS	MEMORANDUM (ANSWERS)
Activity Worksheets	<i>MEMO</i>

NUMBER OF PAGES EXCLUDING COVER PAGE	19
--------------------------------------	----

1. Read each question carefully before answering.
2. Answer ALL the questions.
3. Answer on the provided spaces.
4. Thank you parents for all your hard work.




**PARKHURST PRIMARY SCHOOL  
HOMESCHOOLING ACTIVITY WORKSHEETS**

GRADE	3	DATE	2020/07/ 20
NAME AND SURNAME			
SUBJECT		English	
TITLE OF WORKSHEET		Poem: Learner to practice the poem every day	

## Our Earth

Our Earth is filled with wonderful places  
and beautiful people of all races.  
Our Creator made us all,  
we're different- some short, some tall.  
In cities we live side by side,  
in the country we are scattered far and wide.

Our mountains almost touch the sky,  
where eagles soar and fly.  
In cities we live in narrow alleys,  
in the country- in long green valleys.  
Our Earth is filled with wonderful places,  
And beautiful people of all races.



## PARKHURST PRIMARY SCHOOL HOMESCHOOLING ACTIVITY WORKSHEETS

GRADE	3	DATE	2020/07/20
NAME AND SURNAME			
SUBJECT		English	
TITLE OF WORKSHEET		Phonics	

**Silent “e” word:** Use the given words to construct 2 paragraphs of 5 sentences each  
squeeze, tease, choke, grave, frame, above, peace, abuse, chore, adore

This image shows a single sheet of white paper with horizontal blue or grey ruling lines. The lines are evenly spaced and run across the width of the page. There are no margins, text, or other markings on the paper.

PARKHURST PRIMARY SCHOOL  
HOMESCHOOLING ACTIVITY WORKSHEETS

GRADE	3	DATE	2020/07/21
NAME AND SURNAME			
SUBJECT	English		
TITLE OF WORKSHEET	Prepositions		

Write meaningful sentences using the following prepositions.

**Prepositions-** a word or phrase that connects a noun to a verb or adjective in a sentence.  
An example of a preposition is the word "with" in the following; "I'm going with her."

at- He is not at the hall.

with- She like cake with strawberry.

on- Her birthday is on Thursday.

for- My sister went for an interview.

in- Akeem is in the bathroom.

to- They were in the party.

by- We travel by the blue train.

into- She threw it into her coffee.

under- The dog is under the bench.

through- They went through the dark passage.



## PARKHURST PRIMARY SCHOOL HOMESCHOOLING ACTIVITY WORKSHEETS

GRADE	3	DATE	2020/07/22
NAME AND SURNAME			
SUBJECT		English	
TITLE OF WORKSHEET		Creative writing: My Pet Write 2 paragraphs of 5 sentences each on the given topic.	

## My Pet

This image shows a single sheet of white paper with horizontal blue or grey ruling lines. The lines are evenly spaced and run across the width of the page. There is no handwriting or other markings on the paper.

**PARKHURST PRIMARY SCHOOL  
HOMESCHOOLING ACTIVITY WORKSHEETS**

GRADE	3	DATE	2020/07/23
NAME AND SURNAME			
SUBJECT	English		
TITLE OF WORKSHEET	Tenses: Past tense		

1. Write the following words in the **past tense**. Example, **buy- bought**.

Present tense	Past tense
hurt	hurt
arrive	arrived
know	knew
put	put
fight	fought
bring	brought
hit	hit
write	wrote
find	found
stay	stayed

PARKHURST PRIMARY SCHOOL  
HOMESCHOOLING ACTIVITY WORKSHEETS

GRADE	3	DATE	2020/07/24
NAME AND SURNAME			
SUBJECT	English		
TITLE OF WORKSHEET	Nouns and Verbs		

1. Circle 5 nouns with red colour and 5 verbs with a green colour in the story

## Our Earth

Our Earth is filled with wonderful places  
and beautiful people of all races.

Our Creator made us all,  
we're different- some short, some tall.

In cities we live side by side,  
in the country we are scattered far and wide.

Our mountains almost touch the sky,  
where eagles soar and fly.

In cities we live in narrow alleys,  
in the country- in long green valleys.

Our Earth is filled with wonderful places,  
And beautiful people of all races.

**PARKHURST PRIMARY SCHOOL**  
**LEARNING ACTIVITY WORKSHEETS**

GRADE	3	DATE	2020/07/20
NAME AND SURNAME			
SUBJECT		Afrikaans	
TITLE OF WORKSHEET		Taal (Language)	

**1. Onthou jy: Skryf die Afrikaanse woorde neer: (write in Afrikaans)**

- |                              |                              |
|------------------------------|------------------------------|
| 1. Monday <u>Maandag</u>     | 7. June <u>Junie</u>         |
| 2. Tuesday <u>Dinsdag</u>    | 8. October <u>Oktober</u>    |
| 3. Wednesday <u>Woensdag</u> | 9. December <u>Desember</u>  |
| 4. Thursday <u>Donderdag</u> | 10. November <u>November</u> |
| 5. Friday <u>Vrydag</u>      | 11. March <u>Maart</u>       |
| 6. Saturday <u>Saterdag</u>  | 12. August <u>Augustus</u>   |





PARKHURST PRIMARY SCHOOL  
LEARNING ACTIVITY WORKSHEETS

GRADE	3	DATE	2020/07/21
NAME AND SURNAME			
SUBJECT	Afrikaans		
TITLE OF WORKSHEET	Klanke		

1. Gee die Engelse woorde vir die volgende. (Give the English words)

1. Goeie môre Good morning
2. Dankie Thank you
3. Totsiens Good bye
4. Asseblief Please
5. Verskoon my Excuse me

Thuli se hond

Thuli is nege jaar oud en sy is 'n pragtige meisie. Sy bly in Soweto en sy is in Parkhurst Skool.

Thuli het 'n baie oulike hond. Haar hond se naam is Snuffels. Snuffels is baie stout. Hy hou baie daarvan om met die kinders te speel. Hy sit saam met Thuli en eet haar brood. Hy slaap buite die huis. Thuli is baie lief vir Snuffels.

2. Kies woorde uit die leesstuk wat die volgende klanke het (choose words from the passage with the following sounds)

- |                     |                    |
|---------------------|--------------------|
| 1. aa - <u>naam</u> | 4. a - <u>baie</u> |
| 2. o - <u>hond</u>  | 5. i - <u>is</u>   |
| 3. ee - <u>eet</u>  | 6. e - <u>en</u>   |

PARKHURST PRIMARY SCHOOL  
LEARNING ACTIVITY WORKSHEETS

GRADE	3	DATE	2020/07/22
NAME AND SURNAME			
SUBJECT	Afrikaans		
TITLE OF WORKSHEET	Taal (Language)		

1. Voltooi die sinne in die teenwoordige tyd. Complete the sentences in the present tense.

1. I eat an apple.

Ek eet 'n appel.

2. I play with the ball.

Ek speel met die bal.



3. I sit in the bath.

Ek sit in die bad.

4. It is a white rose.

Dit is 'n wit roos.

5. My cat sleeps on the mat.

My kat slaap op die mat.





**PARKHURST PRIMARY SCHOOL**  
**LEARNING ACTIVITY WORKSHEETS**

GRADE	3	DATE	2020/07/20
NAME AND SURNAME			
SUBJECT	Maths		
TITLE OF WORKSHEET	Counting and Subtraction by decomposing (breaking down)		

**1. Learner counts in 2s up to 500 forwards and backwards. Starting at any number.**

**2. Subtract the following sums by using the decomposing method(breaking down)**

**1) 246 - 111**

$$\begin{aligned}
 &= 200 + 40 + 6 - 100 + 10 + 1 \\
 &= 200 - 100 + 40 - 10 + 6 - 1 \\
 &= 100 + 30 + 5 \\
 &= \underline{135}
 \end{aligned}$$

**2) 238 - 127**

$$\begin{aligned}
 &= 200 + 30 + 8 + 100 + 20 + 7 \\
 &= 200 - 100 + 30 - 20 + 8 - 7 \\
 &= 100 + 10 + 1 \\
 &= \underline{111}
 \end{aligned}$$

**3) 299 - 126**

$$\begin{aligned}
 &= 200 + 90 + 9 - 100 + 20 + 6 \\
 &= 200 - 100 + 90 - 20 + 9 - 6 \\
 &= 100 + 70 + 3 \\
 &= \underline{173}
 \end{aligned}$$

**4) 485 - 365**

$$\begin{aligned}
 &= 400 + 80 + 5 - 300 + 30 + 5 \\
 &= 400 - 300 + 80 - 60 + 5 - 5 \\
 &= 100 + 20 + 0 \\
 &= \underline{120}
 \end{aligned}$$

**5) 3289 - 1176**

$$\begin{aligned}
 &= 3000 + 200 + 80 + 9 - 1000 + 100 + 70 + 6 \\
 &= 3000 - 1000 + 200 - 100 + 80 - 70 + 9 - 6 \\
 &= 2000 + 100 + 10 + 3 \\
 &= \underline{2113}
 \end{aligned}$$

**PARKHURST PRIMARY SCHOOL**  
**LEARNING ACTIVITY WORKSHEETS**

GRADE	3	DATE	2020/07/21
NAME AND SURNAME			
SUBJECT	Maths		
TITLE OF WORKSHEET	Counting and Number Operations		

**1. Learner counts in 3s up to 500 forwards and backwards**



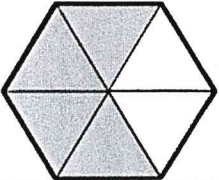
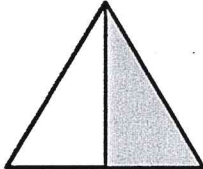


**2. Work out for the following numbers**

<i>For the following number</i> <b>248</b>	<i>For the following number</i> <b>194</b>
2.1 Decompose <u>200+40+8</u>	2.1 Multiply by 4 <u>776</u>
2.2 Double <u>496</u>	2.2 Double <u>388</u>
2.3 Halve <u>124</u>	2.3 Subtract 77 <u>117</u>
2.4 Add 82 <u>330</u>	2.4 Add 129 <u>323</u>
2.5 Subtract 158 <u>90</u>	2.5 Round off to the nearest 10 <u>190</u>

**PARKHURST PRIMARY SCHOOL**  
**LEARNING ACTIVITY WORKSHEETS**

GRADE	3	DATE	2020/07/22
NAME AND SURNAME			
SUBJECT	Maths		
TITLE OF WORKSHEET	Counting and Fractions		

1. Learner counts in 4s up to 500 forwards and backwards. Starting at any number.
2. Write the value of the shaded fractions in the spaces provided?

	$\frac{4}{5}$		$\frac{2}{4}$
	$\frac{4}{6}$		$\frac{1}{2}$
	$\frac{4}{6}$		$\frac{1}{4}$

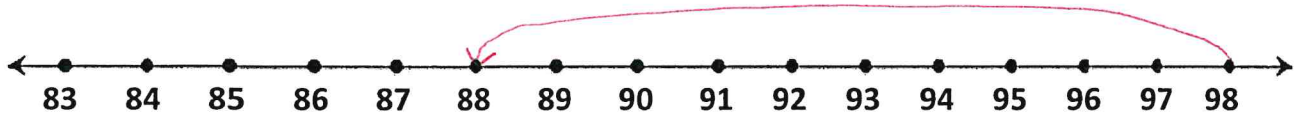
**Example:**

$\frac{1}{1}$					
$\frac{1}{2}$					
$\frac{1}{3}$					
$\frac{1}{4}$					
$\frac{1}{5}$					
$\frac{1}{6}$					

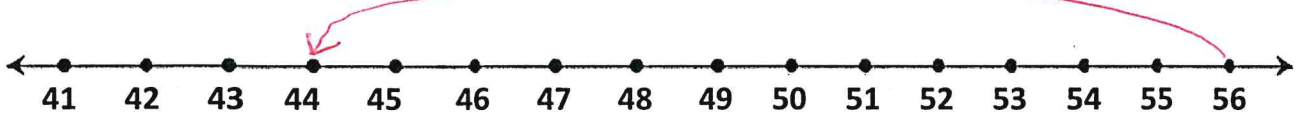
PARKHURST PRIMARY SCHOOL  
LEARNING ACTIVITY WORKSHEETS

GRADE	3	DATE	2020/07/23
NAME AND SURNAME			
SUBJECT	Maths		
TITLE OF WORKSHEET	Counting and Subtracting on the Number line		

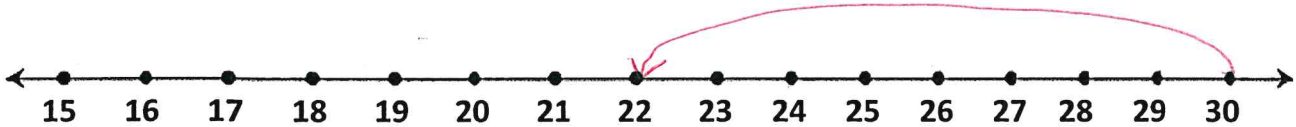
2.1  $98 - 10 = 88$



2.2  $56 - 12 = 44$



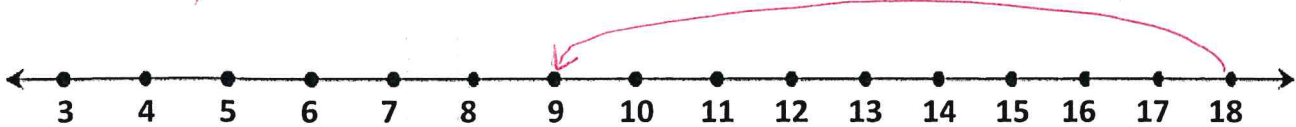
2.3  $30 - 8 = 22$



2.4  $26 - 6 = 20$



2.5  $18 - 9 = 9$





**PARKHURST PRIMARY SCHOOL**  
**LEARNING ACTIVITY WORKSHEETS**

GRADE	3	DATE	2020/07/24
NAME AND SURNAME			
SUBJECT	Maths		
TITLE OF WORKSHEET	Counting and Rounding Number Names		

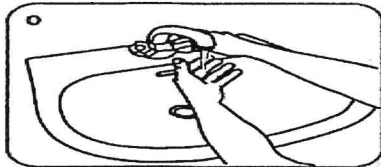
1. Learner counts in 10s up to 500 forwards and backwards. Starting at any number.
2. Round off the following numbers to the nearest 10.

ColumnA	Column B
163.....	a) two hundred and sixty-five
265.....	b) ninety-seven
97.....	c) one hundred and sixty-three
168.....	d) two hundred and fourteen
207.....	e) two hundred and thirty-four
214.....	f) one hundred and sixty-eight
234.....	g) one hundred and fourteen
350.....	h) two hundred and seven
114.....	i) three hundred and fifty
345.....	j) three hundred and forty-five
186.....	k) two hundred and seventeen
314.....	l) one hundred and eleven
217.....	m) one hundred and eighty-six
111.....	n) three hundred and fourteen

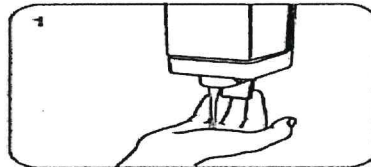
**PARKHURST PRIMARY SCHOOL**  
**LEARNING ACTIVITY WORKSHEETS**

GRADE	3	DATE	2020/07/20- 24
NAME AND SURNAME			
SUBJECT		Life Skills	
TITLE OF WORKSHEET		Keeping my body safe	

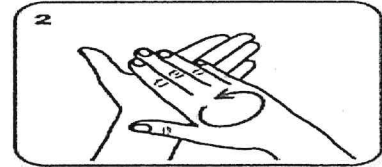
1. Look at the following posters on how to keep yourself safe during this period of COVID 19. Understand the necessary practices during this time by reading and making each one your new habit.



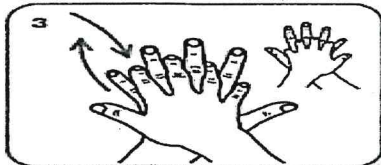
Wet hands with water



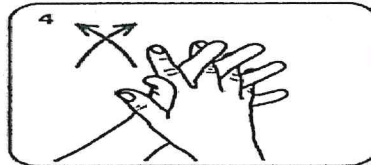
apply enough soap to cover all hand surfaces.



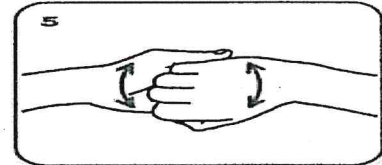
Rub hands palm to palm



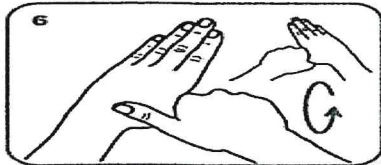
right palm over left dorsum with interlaced fingers and vice versa



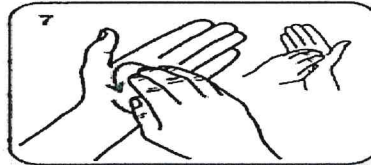
palm to palm with fingers interlaced



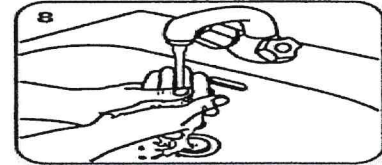
backs of fingers to opposing palms with fingers interlocked



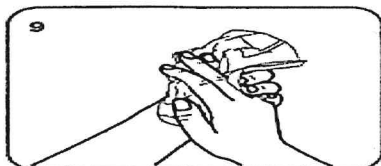
rotational rubbing of left thumb clasped in right palm and vice versa



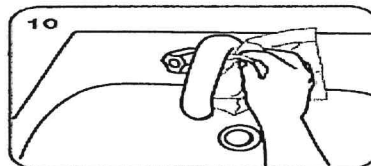
rotational rubbing, backwards and forwards with clasped fingers of right hand in left palm and vice versa.



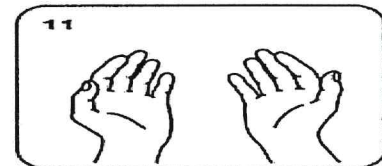
Rinse hands with water



dry thoroughly with a single use towel



use towel to turn off faucet



...and your hands are safe.



NELSON MANDELA  
UNIVERSITY

**PROTECT YOURSELF AND OTHERS  
FROM THE CORONAVIRUS**

# Prevention & WELLNESS




Sneeze or cough  
into a tissue



Or sneeze or cough  
into your elbow if  
you have no tissues



Do not touch  
your face



Clean surfaces regularly



Clean your cellphone  
regularly

**CORONAVIRUS OUTBREAK NATIONAL HOTLINE:**

**0 800 029 999**

08H00 - 16H00 (MONDAY - FRIDAY)




SOCIAL DISTANCING

# STAY SAFE

GOOD



WRONG



KEEP YOUR DISTANCE

## 2 METRES APART

Help protect each other

**STOP**

**COVID-19**





CITY OF FORT LAUDERDALE

# FACE MASK

## D<sup>✓</sup>'S AND D<sup>⊘</sup>'S



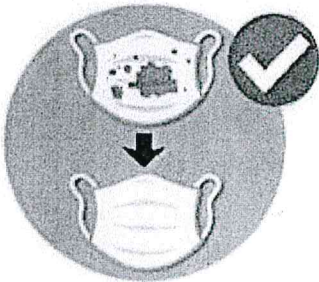
Wash your hands with soap and water before applying the mask.



Make sure mask covers your mouth, nose, and chin.



Don't leave your nose or mouth uncovered.



Change your mask after 8 hours of wear time, or if wet or soiled.




Dispose of your mask properly in a bin and wash your hands with soap and water.



Don't wear mask while alone in your vehicle. But wear a mask when out in public.



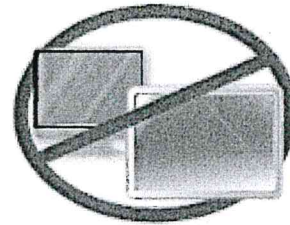
# Healthy habits



Eat healthy foods



Drink plenty of water




Limit television  
and computer use




Be active for at least  
one hour a day



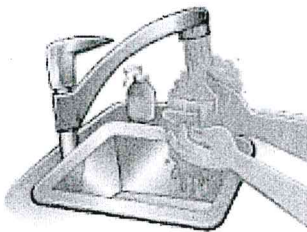
Clean your teeth  
at least twice a day



Be kind to  
yourself and others




Get plenty of sleep



Wash your hands



Find time to relax



Eat 'junk' food and  
sweets only occasionally



Have a bath or  
shower every day



Work and play safely