

A.P.
PARKHURST PRIMARY SCHOOL
HOMESCHOOLING ACTIVITY WORKSHEETS

| | | | |
|--------------------|---------|------|------------|
| GRADE | 3 | DATE | 2020/06/22 |
| NAME AND SURNAME | | | |
| SUBJECT | English | | |
| TITLE OF WORKSHEET | Plural | | |

Plural- A word showing more than one or two items. Rewrite the following words in plural form.

| | |
|---------|--|
| child | |
| sheep | |
| glass | |
| knife | |
| ox | |
| woman | |
| mouse | |
| leaf | |
| tooth | |
| loaf | |
| foot | |
| glove | |
| window | |
| girl | |
| deer | |
| baby | |
| country | |
| hero | |
| potato | |
| radio | |

PARKHURST PRIMARY SCHOOL
HOMESCHOOLING ACTIVITY WORKSHEETS

| | | | |
|--------------------|---------------|------|------------|
| GRADE | 3 | DATE | 2020/06/23 |
| NAME AND SURNAME | | | |
| SUBJECT | English | | |
| TITLE OF WORKSHEET | Comprehension | | |

Read the story in your DBE blue book page 22, answer the questions. From that story identify 5 Verbs and 5 Nouns. Write them in the given spaces.

| Verbs | Nouns |
|---|--|
| <i>A verb is a doing word, example run</i> | <i>A noun is a naming word, example table</i> |
| | |
| | |
| | |
| | |
| | |

PARKHURST PRIMARY SCHOOL HOMESCHOOLING ACTIVITY WORKSHEETS

| | | | |
|--------------------|---|---------|------------|
| GRADE | 3 | DATE | 2020/06/24 |
| NAME AND SURNAME | | | |
| SUBJECT | | English | |
| TITLE OF WORKSHEET | | Phonics | |

Silent b word: Use the given words to construct 2 paragraphs of 5 sentences each.

numb, doubt, plumber, thumb, climb, limb, crumb, debt, comb, bomb

This image shows a single sheet of white paper with horizontal blue or grey ruling lines. The lines are evenly spaced and run across the width of the page. There are no margins, text, or other markings on the paper.

PARKHURST PRIMARY SCHOOL HOMESCHOOLING ACTIVITY WORKSHEETS

| | | | |
|--------------------|---|--|------------|
| GRADE | 3 | DATE | 2020/06/25 |
| NAME AND SURNAME | | | |
| SUBJECT | | English | |
| TITLE OF WORKSHEET | | <p>Creative writing: The importance of recycling</p> <p>Write 2 paragraphs of 5 sentences each on the given topic.</p> <p>Synonyms</p> | |

The importance of recycling

This image shows a single sheet of white paper with horizontal blue or grey ruling lines. The lines are evenly spaced and run across the width of the page. There are no margins, text, or other markings on the paper.

Synonyms(similar): a word or phrase that means the same or nearly the same thing in the same language..

Find the opposites(antonyms) of the following words in the paragraph on page 10 DBE blue book.

| | | | |
|---------------|--|------------------|--|
| afraid | | lad | |
| assist | | companion | |
| see | | inform | |

PARKHURST PRIMARY SCHOOL

HOMESCHOOLING ACTIVITY WORKSHEETS

| | | | |
|------|--|-------|--|
| huge | | pause | |
|------|--|-------|--|

| | | | |
|--------------------|---|--|------------|
| GRADE | 3 | DATE | 2020/06/26 |
| NAME AND SURNAME | | | |
| SUBJECT | | English | |
| TITLE OF WORKSHEET | | Handwriting: Rewrite the following paragraphs in cursive | |

A a B b C c D d E e F f
G g H h I i J j K k L l M m
N n O o P p Q q R r S s
T t U u V v W w X x Y y Z z

1 2 3 4 5 6 7 8 9 0

Thembi's Story

Thembi went to her grandmother for the long weekend. She was very excited to visit her grandmother because they always had fun.

Grandmother was very happy. She always enjoyed her visits with granddaughter. She had a list of things planned for them to do. When Thembi arrived they went shopping for her favourite things. They baked a chocolate cake. Thembi decorated it herself.

This image shows a single sheet of white paper with horizontal blue or grey ruling lines. The lines are evenly spaced and run across the width of the page. There are approximately 20 lines visible. The paper has a slight shadow on its right side, suggesting it's resting on a surface.

This image shows a single sheet of white paper with horizontal blue or grey ruling lines. The lines are evenly spaced and run across the width of the page. There are approximately 20 lines visible. The paper has a slight shadow on the right side, suggesting it's resting on a surface. There is no handwriting or other markings on the paper.

**PARKHURST PRIMARY SCHOOL
HOMESCHOOLING ACTIVITY WORKSHEETS**

| | | | |
|--------------------|---|---|-------------|
| GRADE | 3 | DATE | 2020/06/ 22 |
| NAME AND SURNAME | | | |
| SUBJECT | | Maths | |
| TITLE OF WORKSHEET | | Counting and Subtraction by decomposing (breaking down) | |

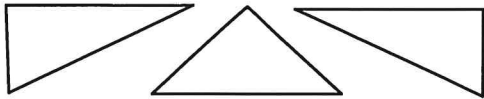

| | |
|--|---|
| 1. Learner counts in 2s up to 500 forwards and backwards. Starting at any number. | |
| 2. Subtract the following sums by using the decomposing method(breaking down) | |
| 1) 265 - 134 = = = = | 2) 168 - 48 = = = = |
| 3) 299 - 176 = = = = | 4) 485 - 361 = = = = |
| 5) 1289 -1176 = = = = | |

PARKHURST PRIMARY SCHOOL
HOMESCHOOLING ACTIVITY WORKSHEETS

| | | | |
|--------------------|---|---|-------------|
| GRADE | 3 | DATE | 2020/06/ 23 |
| NAME AND SURNAME | | | |
| SUBJECT | | Maths | |
| TITLE OF WORKSHEET | | Counting, Geometric patterns and Rounding off | |


1. Learner counts in 3s up to 500 forwards and backwards. Starting at any number.

2. Complete the following patterns




Make your own geometric pattern.

3. Round these numbers to the nearest 10.



76 ○ 74 ○ 78 ○



45 ○ 42 ○ 44 ○

**PARKHURST PRIMARY SCHOOL
HOMESCHOOLING ACTIVITY WORKSHEETS**

| | | | |
|--------------------|---|---------------------|-------------|
| GRADE | 3 | DATE | 2020/06/ 24 |
| NAME AND SURNAME | | | |
| SUBJECT | | Maths | |
| TITLE OF WORKSHEET | | Counting and Length | |

1. Learner counts in 4s up to 500 forwards and backwards. Starting at any number.
2. Use a ruler to measure the length of the following items.



1. _____cm



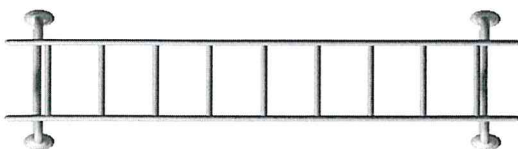
2. _____cm



3. _____cm



4. _____cm







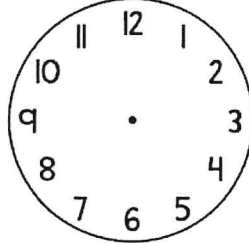


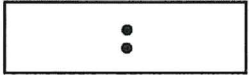


5. _____cm

PARKHURST PRIMARY SCHOOL
HOMESCHOOLING ACTIVITY WORKSHEETS

| | | | |
|--------------------|---------------------------|------|-------------|
| GRADE | 3 | DATE | 2020/06/ 25 |
| NAME AND SURNAME | | | |
| SUBJECT | Maths | | |
| TITLE OF WORKSHEET | Counting and Telling time | | |

1. Learner counts in 5s up to 500 forwards and backwards. Starting at any number.

2. Show the time as digital and analogue time on the different clocks provided.

| | |
|--|---|
| <p>1)</p>  <p></p> <p><u>Quarter past 9</u></p> | <p>2)</p>  <p></p> <p><u>Quarter to 9</u></p> |
| <p>3)</p>  <p></p> <p><u>Half past 11</u></p> | <p>4)</p>  <p></p> <p><u>Half past 12</u></p> |
| <p>5)</p>  <p></p> <p><u>Quarter to 10</u></p> | |

**PARKHURST PRIMARY SCHOOL
HOMESCHOOLING ACTIVITY WORKSHEETS**

| | | | |
|---------------------------|----------|-----------------------------------|-------------------|
| GRADE | 3 | DATE | 2020/06/26 |
| NAME AND SURNAME | | | |
| SUBJECT | | Maths | |
| TITLE OF WORKSHEET | | Counting and Doubling and Halving | |

1.Learner counts in 10s up to 1000 forwards and backwards

2. Double and halve the given numbers

| Double | Name | Half |
|---------------|-------------|-------------|
| | 40 | |
| | 166 | |
| | 288 | |
| | 698 | |
| | 712 | |
| | 430 | |
| | 76 | |
| | 316 | |
| | 86 | |
| | 2016 | |

PARKHURST PRIMARY SCHOOL
HOMESCHOOLING ACTIVITY WORKSHEETS

| | | | |
|--------------------|---------|------|------------|
| GRADE | 3 | DATE | 2020/06/22 |
| NAME AND SURNAME | MEMO | | |
| SUBJECT | English | | |
| TITLE OF WORKSHEET | Plural | | |

Plural- A word showing more than one or two items. Rewrite the following words in plural form.

| | |
|---------|-----------|
| child | children |
| sheep | sheep |
| glass | glasses |
| knife | knives |
| ox | oxen |
| woman | women |
| mouse | mice |
| leaf | leaves |
| tooth | teeth |
| loaf | loaves |
| foot | feet |
| glove | gloves |
| window | windows |
| girl | girls |
| deer | deers |
| baby | babies |
| country | countries |
| hero | heroes |
| potato | potatoes |
| radio | radios |

PARKHURST PRIMARY SCHOOL
HOMESCHOOLING ACTIVITY WORKSHEETS

| | | | |
|--------------------|---------------|------|------------|
| GRADE | 3 | DATE | 2020/06/23 |
| NAME AND SURNAME | | | |
| SUBJECT | English | | |
| TITLE OF WORKSHEET | Comprehension | | |

Read the story in your DBE blue book page 22, answer the questions. From that story identify 5 Verbs and 5 Nouns. Write them in the given spaces.

| Verbs | Nouns |
|---|--|
| <i>A verb is a doing word, example run</i> | <i>A noun is a naming word, example table</i> |
| read | children |
| back | Busi |
| take | library |
| bring | books |
| put | home |

PARKHURST PRIMARY SCHOOL HOMESCHOOLING ACTIVITY WORKSHEETS

| | | | |
|--------------------|---|---------|------------|
| GRADE | 3 | DATE | 2020/06/24 |
| NAME AND SURNAME | | | |
| SUBJECT | | English | |
| TITLE OF WORKSHEET | | Phonics | |

Silent b word: Use the given words to construct 2 paragraphs of 5 sentences each.

numb, doubt, plumber, thumb, climb, limb, crumb, debt, comb, bomb

This image shows a single sheet of white paper with horizontal blue or grey ruling lines. The lines are evenly spaced and run across the width of the page. There are no margins, text, or other markings on the paper.

PARKHURST PRIMARY SCHOOL HOMESCHOOLING ACTIVITY WORKSHEETS

| | | | |
|--------------------|---|------|------------|
| GRADE | 3 | DATE | 2020/06/25 |
| NAME AND SURNAME | | | |
| SUBJECT | English | | |
| TITLE OF WORKSHEET | Creative writing: The importance of recycling Write 2 paragraphs of 5 sentences each on the given topic. Synonyms | | |

The importance of recycling

This image shows a single sheet of white paper with horizontal blue or grey ruling lines. The lines are evenly spaced and run across the width of the page. There are no margins, text, or other markings on the paper.

Synonyms(similar): a word or phrase that means the same or nearly the same thing in the same language..

Find the opposites(antonyms) of the following words in the paragraph on page 10 DBE blue book.

| | | | |
|--------|--------|-----------|--------|
| afraid | scared | lad | boy |
| assist | help | companion | friend |
| see | look | inform | tell |
| huge | big | pause | stop |

PARKHURST PRIMARY SCHOOL HOMESCHOOLING ACTIVITY WORKSHEETS

| | | | |
|--------------------|---|--|------------|
| GRADE | 3 | DATE | 2020/06/26 |
| NAME AND SURNAME | | | |
| SUBJECT | | English | |
| TITLE OF WORKSHEET | | Handwriting: Rewrite the following paragraphs in cursive | |

A a B b C c D d E e F f
G g H h I i J j K k L l M m
N n O o P p Q q R r S s
T t U u V v W w X x Y y Z z

1 2 3 4 5 6 7 8 9 0

Thembi's Story

Thembi went to her grandmother for the long weekend. She was very excited to visit her grandmother because they always had fun.

Grandmother was very happy. She always enjoyed her visits with granddaughter. She had a list of things planned for them to do. When Thembi arrived they went shopping for her favourite things. They baked a chocolate cake. Thembi decorated it herself.

This image shows a single sheet of white paper with horizontal blue or grey ruling lines. The lines are evenly spaced and run across the width of the page. There are no margins, text, or other markings on the paper.

This image shows a single sheet of white paper with horizontal blue or grey ruling lines. The lines are evenly spaced and run across the width of the page. There is no handwriting or other markings on the paper.

PARKHURST PRIMARY SCHOOL
HOMESCHOOLING ACTIVITY WORKSHEETS

| | | | |
|--------------------|---|------|-------------|
| GRADE | 3 | DATE | 2020/06/ 22 |
| NAME AND SURNAME | | | |
| SUBJECT | Maths | | |
| TITLE OF WORKSHEET | Counting and Subtraction by decomposing (breaking down) | | |

1. Learner counts in 2s up to 500 forwards and backwards. Starting at any number.

2. Subtract the following sums by using the decomposing method(breaking down)

1) 265 - 134

$$= 200 + 60 + 5 - 100 + 30 + 4$$

$$= 200 - 100 + 60 - 30 + 5 - 4$$

$$= 100 + 30 + 1$$

$$= \underline{131}$$

2) 168 - 48

$$= 100 + 60 + 8 - 40 + 8$$

$$= 100 + 60 - 40 + 8 - 4$$

$$= 100 + 20 + 4$$

$$= \underline{124}$$

3) 299 - 176

$$= 200 + 90 + 9 - 100 + 70 + 6$$

$$= 200 - 100 + 90 - 70 + 9 - 3$$

$$= 100 + 20 + 6$$

$$= \underline{126}$$

4) 485 - 361

$$= 400 + 80 + 5 - 300 + 60 + 1$$

$$= 400 - 300 + 80 - 60 + 5 - 1$$

$$= 100 + 20 + 4$$

$$= \underline{124}$$

5) 1289 - 1176

$$= 1000 + 200 + 80 + 9 - 1000 + 100 + 70 + 6$$

$$= 1000 - 1000 + 200 + 100 + 80 - 70 + 9 - 6$$

$$= 0 + 100 + 10 + 3$$

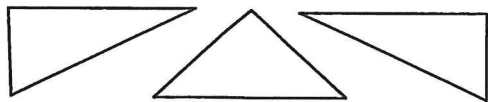
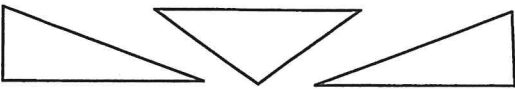
$$= \underline{113}$$

PARKHURST PRIMARY SCHOOL
HOMESCHOOLING ACTIVITY WORKSHEETS

| | | | |
|--------------------|---|---|-------------|
| GRADE | 3 | DATE | 2020/06/ 23 |
| NAME AND SURNAME | | | |
| SUBJECT | | Maths | |
| TITLE OF WORKSHEET | | Counting, Geometric patterns and Rounding off | |

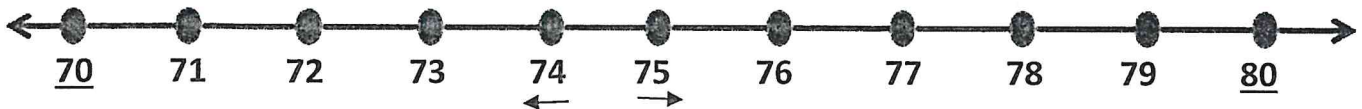
1. Learner counts in 3s up to 500 forwards and backwards. Starting at any number.

2. Complete the following patterns




Make your own geometric pattern.

3. Round these numbers to the nearest 10.



76 80 74 70 78 80

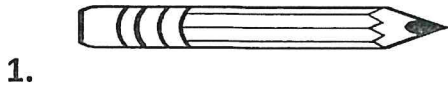


45 50 42 40 44 40

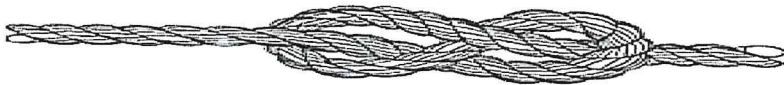
PARKHURST PRIMARY SCHOOL
HOMESCHOOLING ACTIVITY WORKSHEETS

| | | | |
|--------------------|---|---------------------|-------------|
| GRADE | 3 | DATE | 2020/06/ 24 |
| NAME AND SURNAME | | | |
| SUBJECT | | Maths | |
| TITLE OF WORKSHEET | | Counting and Length | |

1. Learner counts in 4s up to 500 forwards and backwards. Starting at any number.
2. Use a ruler to measure the length of the following items.




5 cm



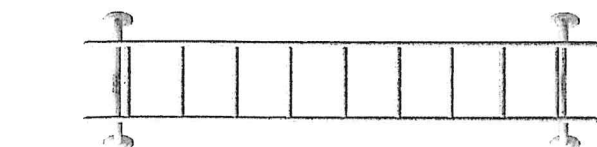
10.3 cm



11 cm



9.3 cm



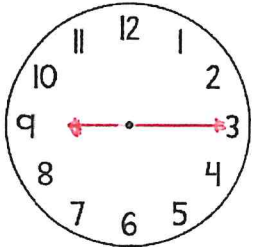
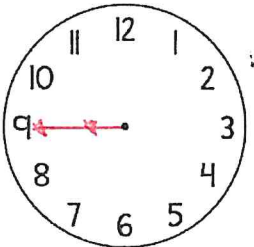
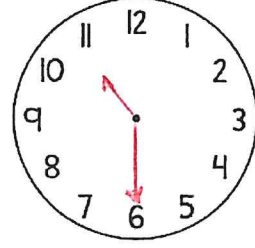
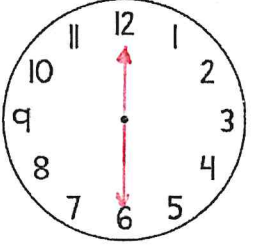
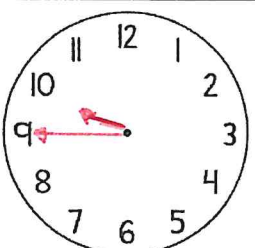
7 cm

PARKHURST PRIMARY SCHOOL
HOMESCHOOLING ACTIVITY WORKSHEETS

| | | | |
|---------------------------|---|---------------------------|-------------|
| GRADE | 3 | DATE | 2020/06/ 25 |
| NAME AND SURNAME | | | |
| SUBJECT | | Maths | |
| TITLE OF WORKSHEET | | Counting and Telling time | |

1. Learner counts in 5s up to 500 forwards and backwards. Starting at any number.

2. Show the time as digital and analogue time on the different clocks provided.

| | |
|--|---|
| <p>1)</p> <div style="text-align: center;">  </div> <div style="text-align: center; margin-top: 10px;"> <div style="border: 1px solid black; width: 100px; height: 30px; margin: 0 auto; display: flex; align-items: center; justify-content: center;"> : </div> <p><u>Quarter past 9</u></p> </div> | <p>2)</p> <div style="text-align: center;">  </div> <div style="text-align: center; margin-top: 10px;"> <div style="border: 1px solid black; width: 100px; height: 30px; margin: 0 auto; display: flex; align-items: center; justify-content: center;"> : </div> <p><u>Quarter to 9</u></p> </div> |
| <p>3)</p> <div style="text-align: center;">  </div> <div style="text-align: center; margin-top: 10px;"> <div style="border: 1px solid black; width: 100px; height: 30px; margin: 0 auto; display: flex; align-items: center; justify-content: center;"> : </div> <p><u>Half past 11</u></p> </div> | <p>4)</p> <div style="text-align: center;">  </div> <div style="text-align: center; margin-top: 10px;"> <div style="border: 1px solid black; width: 100px; height: 30px; margin: 0 auto; display: flex; align-items: center; justify-content: center;"> : </div> <p><u>Half past 12</u></p> </div> |
| <p>5)</p> <div style="text-align: center;">  </div> <div style="text-align: center; margin-top: 10px;"> <div style="border: 1px solid black; width: 100px; height: 30px; margin: 0 auto; display: flex; align-items: center; justify-content: center;"> : </div> <p><u>Quarter to 10</u></p> </div> | |

PARKHURST PRIMARY SCHOOL
HOMESCHOOLING ACTIVITY WORKSHEETS

| | | | |
|--------------------|-----------------------------------|------|------------|
| GRADE | 3 | DATE | 2020/06/26 |
| NAME AND SURNAME | | | |
| SUBJECT | Maths | | |
| TITLE OF WORKSHEET | Counting and Doubling and Halving | | |

| 1. Learner counts in 10s up to 1000 forwards and backwards | | |
|---|------|------|
| 2. Double and halve the given numbers | | |
| Double | Name | Half |
| 80 | 40 | 20 |
| 332 | 166 | 83 |
| 576 | 288 | 144 |
| 1396 | 698 | 349 |
| 1424 | 712 | 356 |
| 860 | 430 | 215 |
| 152 | 76 | 38 |
| 632 | 316 | 158 |
| 172 | 86 | 43 |
| 4032 | 2016 | 1008 |