



# Grade R



**A little help while  
I'm at home.**

**PARKHURST PRIMARY SCHOOL  
HOMESCHOOLING ACTIVITY WORKSHEETS**

<b>GRADE</b>	<b>R</b>	<b>DATE</b>	<b>08 June 2020</b>
<b>NAME AND SURNAME</b>			
<b>SUBJECT</b>		<b>English</b>	
<b>TITLE OF WORKSHEET</b>		<b>Letterland Y – Yellow Yo-yo Man</b>	

Colour in all Yellow Yo-yo man's friends.

Use different colours and colour within the lines.

Join the dots to trace "y"

**PARKHURST PRIMARY SCHOOL  
HOMESCHOOLING ACTIVITY WORKSHEETS**

<b>GRADE</b>	<b>R</b>	<b>DATE</b>	<b>08 June 2020</b>
<b>NAME AND SURNAME</b>			
<b>SUBJECT</b>		<b>Maths</b>	
<b>TITLE OF WORKSHEET</b>		<b>Number recognition</b>	

Count the number of objects.

Write down the number value and number symbol

**PARKHURST PRIMARY SCHOOL  
HOMESCHOOLING ACTIVITY WORKSHEETS**

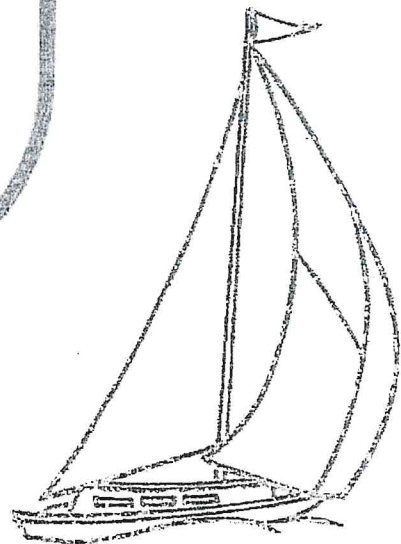
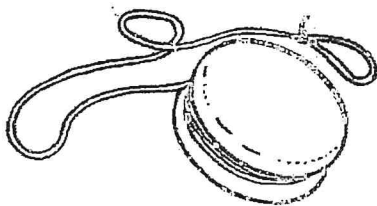

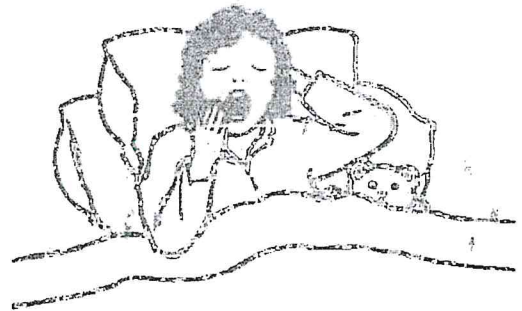
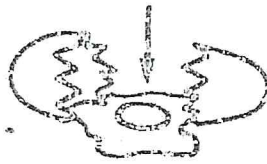
<b>GRADE</b>	<b>R</b>	<b>DATE</b>	<b>08 June 2020</b>
<b>NAME AND SURNAME</b>			
<b>SUBJECT</b>		<b>Life skills</b>	
<b>TITLE OF WORKSHEET</b>		<b>Build a puzzle</b>	

Colour in the picture of the nurse.

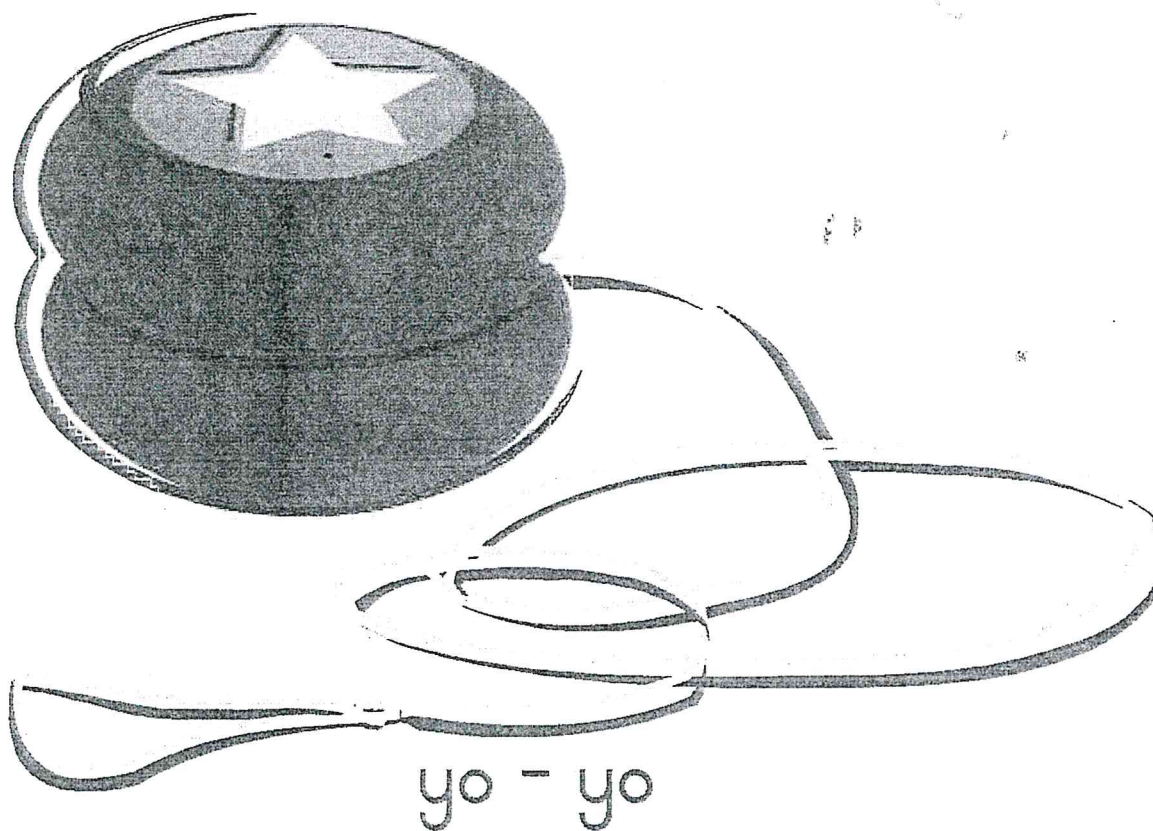
Cut out the picture using the lines and build the picture as a puzzle.

Paste the picture puzzle onto a page.

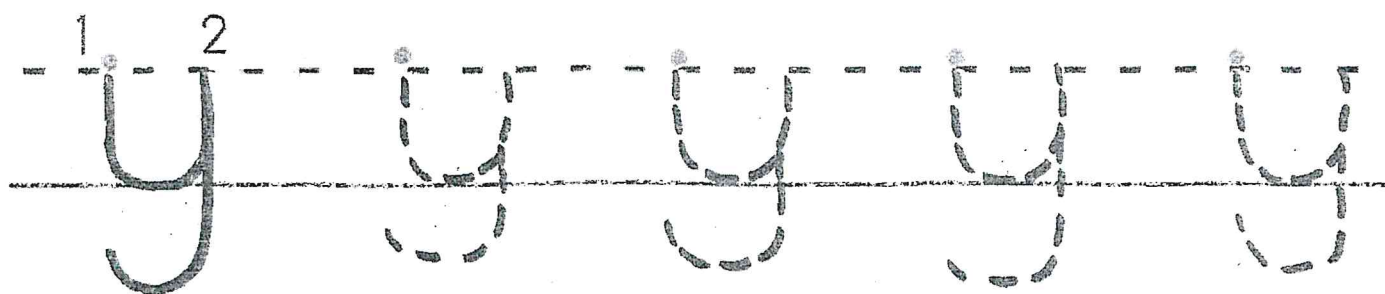
# Yellow Yo-yo Man







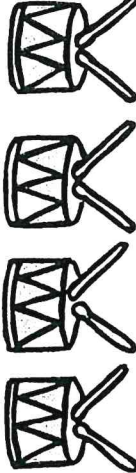

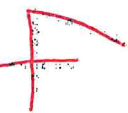
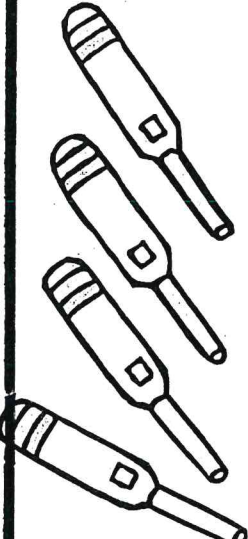



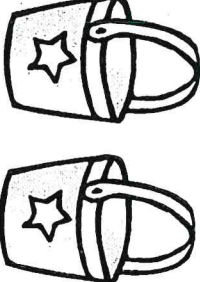
Name: \_\_\_\_\_

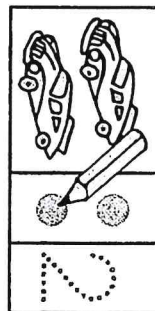


Trace the 'y'









**PARKHURST PRIMARY SCHOOL  
HOMESCHOOLING ACTIVITY WORKSHEETS**

<b>GRADE</b>	<b>R</b>	<b>DATE</b>	<b>09 June 2020</b>
<b>NAME AND SURNAME</b>			
<b>SUBJECT</b>		<b>English</b>	
<b>TITLE OF WORKSHEET</b>		<b>Letterland G – Golden Girl</b>	

Colour in all Golden Girls friends.

Use different colours and colour within the lines.

Join the dots to trace “g”

**PARKHURST PRIMARY SCHOOL  
HOMESCHOOLING ACTIVITY WORKSHEETS**

<b>GRADE</b>	<b>R</b>	<b>DATE</b>	<b>09 June 2020</b>
<b>NAME AND SURNAME</b>			
<b>SUBJECT</b>		<b>Maths</b>	
<b>TITLE OF WORKSHEET</b>		<b>Number identification / greater and less</b>	

In the first block circle the number that is greater.

In the second block circle the number which is less.

**PARKHURST PRIMARY SCHOOL  
HOMESCHOOLING ACTIVITY WORKSHEETS**



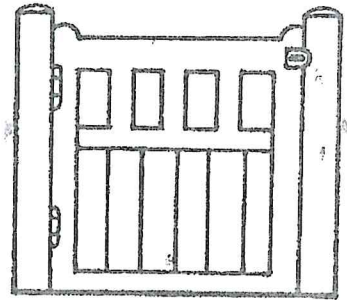

<b>GRADE</b>	<b>R</b>	<b>DATE</b>	<b>09 June 2020</b>
<b>NAME AND SURNAME</b>			
<b>SUBJECT</b>		<b>Life skills</b>	
<b>TITLE OF WORKSHEET</b>		<b>Crazy 8</b>	

Follow the arrows to form the crazy 8.

Use a crayon.


Make sure that you do not lift your crayon.

# Golden Girl





Name: \_\_\_\_\_





grapes

Trace the "g."





## Identifying which number is greater (less)

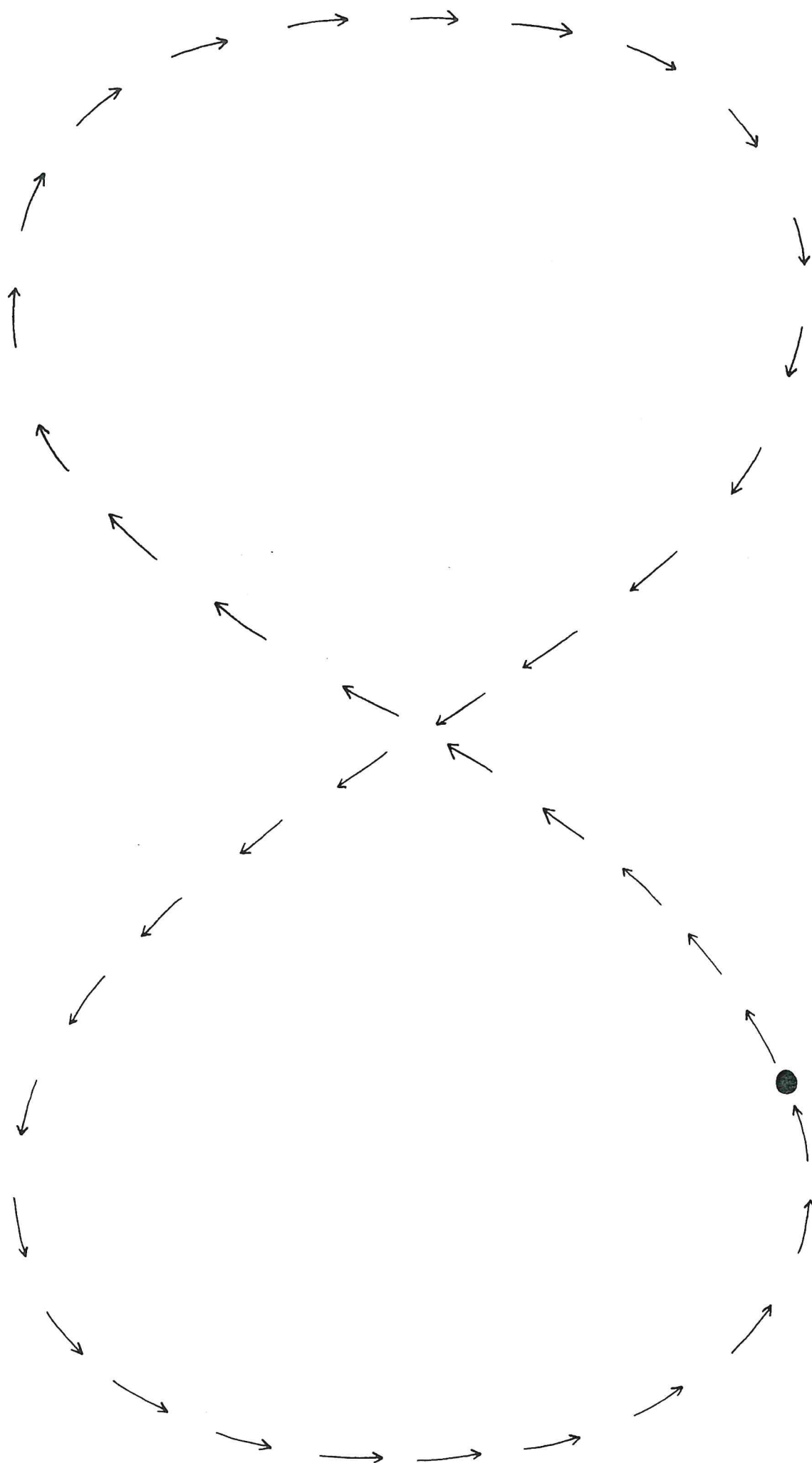

### Kindergarten More Than - Less Than Worksheet

Circle the number which is greater.

8 1	9 5	4 8	2 3
7 9	2 9	1 9	6 5
2 1	5 7	5 8	8 5

Circle the number which is less.

8 1	4 9	2 1	3 4
6 5	8 1	7 4	1 7
6 7	7 2	6 9	8 2



**PARKHURST PRIMARY SCHOOL  
HOMESCHOOLING ACTIVITY WORKSHEETS**

<b>GRADE</b>	<b>R</b>	<b>DATE</b>	<b>10 June 2020</b>
<b>NAME AND SURNAME</b>			
<b>SUBJECT</b>		<b>English</b>	
<b>TITLE OF WORKSHEET</b>		<b>Letterland O – Oscar Orange</b>	

Colour in all Oscar Orange friends.

Use different colours and colour within the lines.

Join the dots to trace "o"

**PARKHURST PRIMARY SCHOOL  
HOMESCHOOLING ACTIVITY WORKSHEETS**

<b>GRADE</b>	<b>R</b>	<b>DATE</b>	<b>10 June 2020</b>
<b>NAME AND SURNAME</b>			
<b>SUBJECT</b>		<b>Maths</b>	
<b>TITLE OF WORKSHEET</b>		<b>Number recognition</b>	

Count the number of objects and circle the correct number of objects.

**PARKHURST PRIMARY SCHOOL  
HOMESCHOOLING ACTIVITY WORKSHEETS**

<b>GRADE</b>	<b>R</b>	<b>DATE</b>	<b>10 June 2020</b>
<b>NAME AND SURNAME</b>			
<b>SUBJECT</b>		<b>Life skills</b>	
<b>TITLE OF WORKSHEET</b>		<b>Similarities and differences</b>	

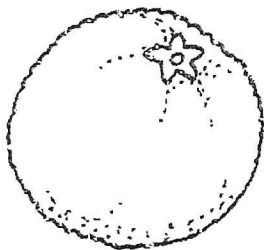



Use a crayon and colour in the socks that match each other.

Use different colours for each pair of sock.


Make sure that you do not lift your crayon.



# Oscar Orange



Name: \_\_\_\_\_



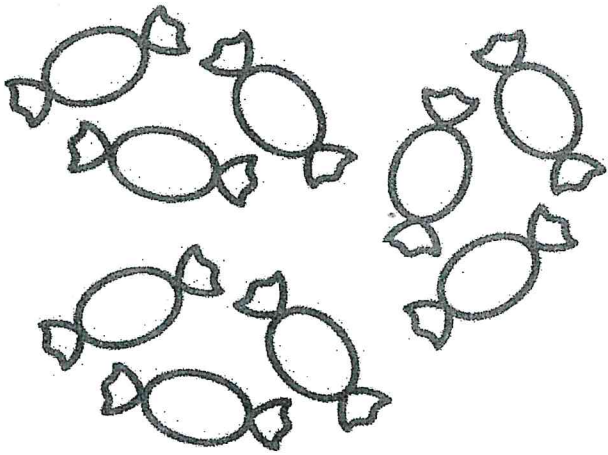
octopus

Trace the "o."







Circle the correct number of objects




8    9    10




8    9    10




8    9    10



6    7    9



5    7    9



8    9    10





**PARKHURST PRIMARY SCHOOL  
HOMESCHOOLING ACTIVITY WORKSHEETS**

<b>GRADE</b>	<b>R</b>	<b>DATE</b>	<b>11 June 2020</b>
<b>NAME AND SURNAME</b>			
<b>SUBJECT</b>		<b>English</b>	
<b>TITLE OF WORKSHEET</b>		<b>Letterland sound identification</b>	

Look at the pictures and write down the first sound of the word.

Example: ambulance= a

**PARKHURST PRIMARY SCHOOL  
HOMESCHOOLING ACTIVITY WORKSHEETS**

<b>GRADE</b>	<b>R</b>	<b>DATE</b>	<b>11 June 2020</b>
<b>NAME AND SURNAME</b>			
<b>SUBJECT</b>		<b>Maths</b>	
<b>TITLE OF WORKSHEET</b>		<b>Number recognition</b>	

Count the number of objects and circle the correct number of objects.

**PARKHURST PRIMARY SCHOOL  
HOMESCHOOLING ACTIVITY WORKSHEETS**



<b>GRADE</b>	<b>R</b>	<b>DATE</b>	<b>11 June 2020</b>
<b>NAME AND SURNAME</b>			
<b>SUBJECT</b>		<b>Life skills</b>	
<b>TITLE OF WORKSHEET</b>		<b>Seasons</b>	

Colour in the Autumn tree using the different Autumn colours.


Yellow, red, brown and orange

Transport


# Learner worksheet 8




Circle the correct number of objects



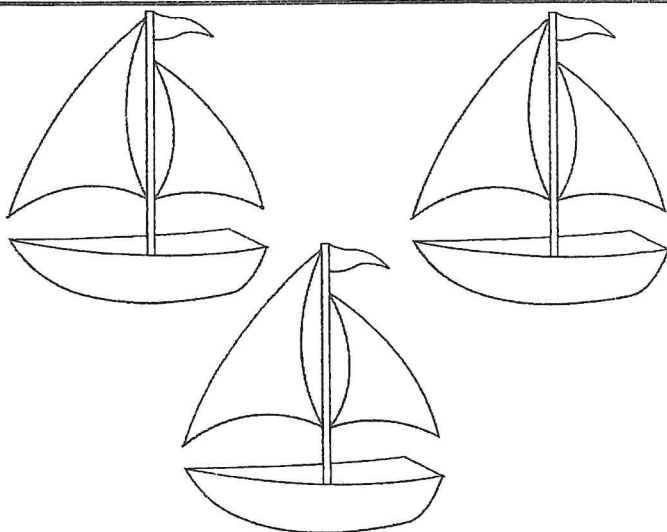
2    3



6    7




5    6




4    3



6    7



5    6



Autumn.



**PARKHURST PRIMARY SCHOOL  
HOMESCHOOLING ACTIVITY WORKSHEETS**

<b>GRADE</b>	<b>R</b>	<b>DATE</b>	<b>12 June 2020</b>
<b>NAME AND SURNAME</b>			
<b>SUBJECT</b>		English	
<b>TITLE OF WORKSHEET</b>		Letterland P – Peter Puppy	

Colour in all Peter Puppy friends.

Use different colours and colour inside the lines.  
Join the dots to trace “p”

**PARKHURST PRIMARY SCHOOL  
HOMESCHOOLING ACTIVITY WORKSHEETS**

<b>GRADE</b>	<b>R</b>	<b>DATE</b>	<b>12 June 2020</b>
<b>NAME AND SURNAME</b>			
<b>SUBJECT</b>		Maths	
<b>TITLE OF WORKSHEET</b>		Number recognition	

Count the number of objects and circle the correct number of objects.


**PARKHURST PRIMARY SCHOOL  
HOMESCHOOLING ACTIVITY WORKSHEETS**

<b>GRADE</b>	<b>R</b>	<b>DATE</b>	<b>12 June 2020</b>
<b>NAME AND SURNAME</b>			
<b>SUBJECT</b>		Life skills	
<b>TITLE OF WORKSHEET</b>		Pencil control	


Draw bars/ lines to keep the parrot safe.

Use a pencil to join the dots from top to bottom.  
Always work from left to right.

# Peter Puppy





Name: \_\_\_\_\_




parrot


Trace the "p."




Circle the correct number of objects




1 2 3




1 2 3




1 2 3



1 2 3



1 2 3



1 2 3



Draw bars to keep the parrot safe.

