



# Grade R



**A little help while  
I'm at home.**

**PARKHURST PRIMARY SCHOOL  
HOMESCHOOLING ACTIVITY WORKSHEETS**

<b>GRADE</b>	<b>R</b>	<b>DATE</b>	<b>15 June 2020</b>
<b>NAME AND SURNAME</b>			
<b>SUBJECT</b>		English	
<b>TITLE OF WORKSHEET</b>		Letter land li – Impy Ink	

Trace the Letterland “l”

Start at the arrow and join the dots.

Say the words and colour in the pictures

**PARKHURST PRIMARY SCHOOL  
HOMESCHOOLING ACTIVITY WORKSHEETS**

<b>GRADE</b>	<b>R</b>	<b>DATE</b>	<b>15 June 2020</b>
<b>NAME AND SURNAME</b>			
<b>SUBJECT</b>		Maths	
<b>TITLE OF WORKSHEET</b>		Number recognition	

Count the number of objects and colour in the correct number of objects.

You may colour in the pictures.


**PARKHURST PRIMARY SCHOOL  
HOMESCHOOLING ACTIVITY WORKSHEETS**

<b>GRADE</b>	<b>R</b>	<b>DATE</b>	<b>15 June 2020</b>
<b>NAME AND SURNAME</b>			
<b>SUBJECT</b>		Life skills	
<b>TITLE OF WORKSHEET</b>		Similarities and differences	

Colour in the same picture

Let's write:

Trace the letters.



o  
o  
o  
o  
o  
o



ink


o  
o  
o  
o  
o  
o

o  
o  
o  
o  
o  
o

o  
o  
o  
o  
o  
o


o  
o  
o  
o  
o  
o

Write your name:




Let's write:


Trace the "i" letters, say the words and colour in.




i mpala



i nsect



i gloo




i guana




Colour the amount:


3




5




2








1



4



# Find the same picture:



**PARKHURST PRIMARY SCHOOL  
HOMESCHOOLING ACTIVITY WORKSHEETS**

<b>GRADE</b>	<b>R</b>	<b>DATE</b>	<b>16 June 2020</b>
<b>NAME AND SURNAME</b>			
<b>SUBJECT</b>		English	
<b>TITLE OF WORKSHEET</b>		Middle sounds	

Fill in the middle sound.  
Colour in the pictures.

**PARKHURST PRIMARY SCHOOL  
HOMESCHOOLING ACTIVITY WORKSHEETS**

<b>GRADE</b>	<b>R</b>	<b>DATE</b>	<b>16 June 2020</b>
<b>NAME AND SURNAME</b>			
<b>SUBJECT</b>		Maths	
<b>TITLE OF WORKSHEET</b>		Number recognition	

Match the pictures to the numbers

**PARKHURST PRIMARY SCHOOL  
HOMESCHOOLING ACTIVITY WORKSHEETS**

<b>GRADE</b>	<b>R</b>	<b>DATE</b>	<b>16 June 2020</b>
<b>NAME AND SURNAME</b>			
<b>SUBJECT</b>		Life skills	
<b>TITLE OF WORKSHEET</b>		Eye hand co-ordination	


Trace and colour in the picture



Fill in the middle sound. Colour the picture.




m \_ g



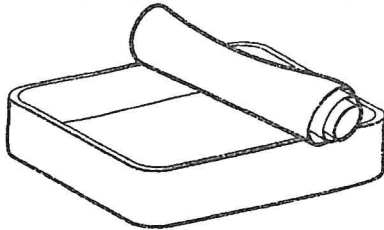
l \_ g



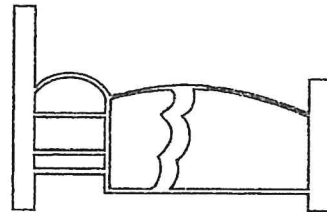
d \_ ll




b \_ s




t \_ n



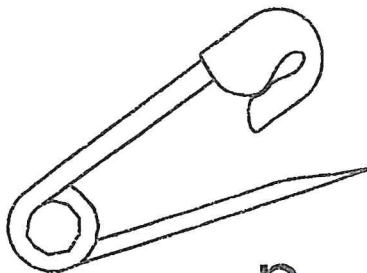
b \_ d



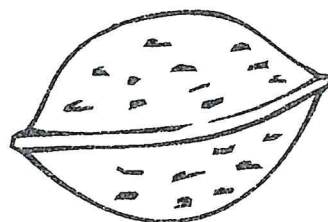
b \_ g



f \_ x



p \_ n




n \_ t



Match the pictures to numbers:


1



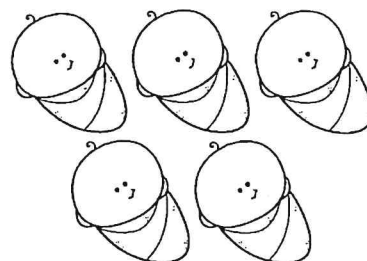
2





3




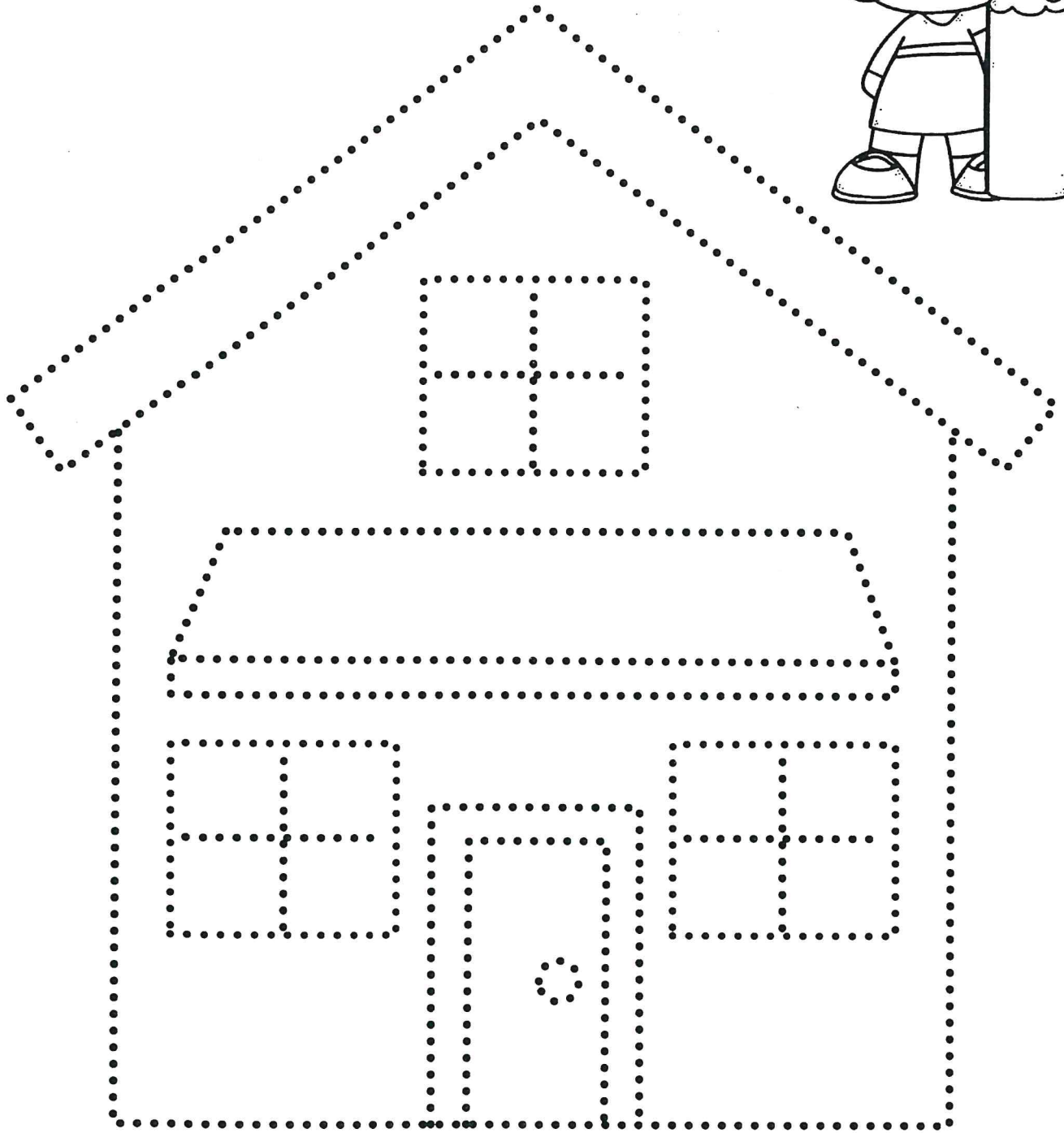

4



5



Trace and colour:



**PARKHURST PRIMARY SCHOOL  
HOMESCHOOLING ACTIVITY WORKSHEETS**

<b>GRADE</b>	<b>R</b>	<b>DATE</b>	<b>17 June 2020</b>
<b>NAME AND SURNAME</b>			
<b>SUBJECT</b>		English	
<b>TITLE OF WORKSHEET</b>		Letter land n – Noisy Nick	

Colour in Noisy Nick friends  
Write the letter Nn on the line

**PARKHURST PRIMARY SCHOOL  
HOMESCHOOLING ACTIVITY WORKSHEETS**

<b>GRADE</b>	<b>R</b>	<b>DATE</b>	<b>17 June 2020</b>
<b>NAME AND SURNAME</b>			
<b>SUBJECT</b>		Maths	
<b>TITLE OF WORKSHEET</b>		Number recognition	

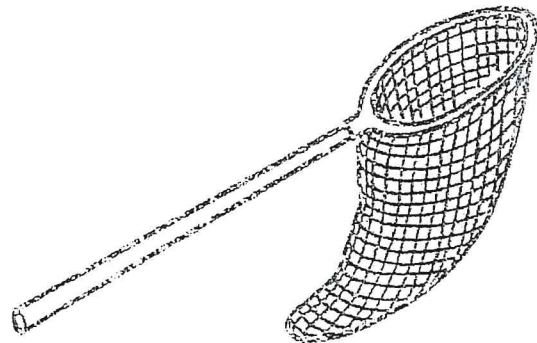
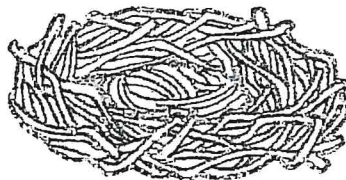



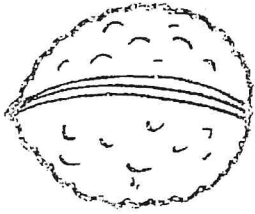
Count the pictures and write the number in the block  
Trace the shapes and colour them in correctly

**PARKHURST PRIMARY SCHOOL  
HOMESCHOOLING ACTIVITY WORKSHEETS**

<b>GRADE</b>	<b>R</b>	<b>DATE</b>	<b>17 June 2020</b>
<b>NAME AND SURNAME</b>			
<b>SUBJECT</b>		Life skills	
<b>TITLE OF WORKSHEET</b>		Colour recognition	


Colour the crayons correctly

# Noisy Nick



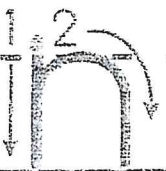
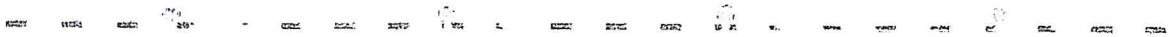
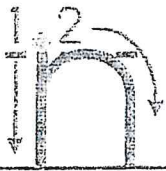
Name: \_\_\_\_\_





nest

Trace the "n."

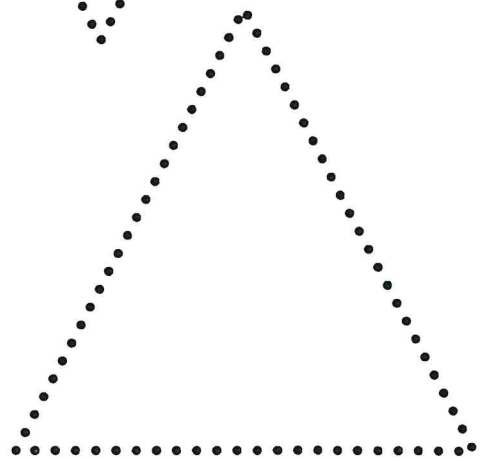


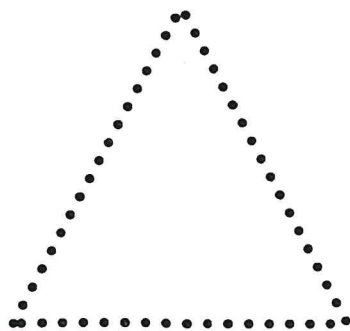

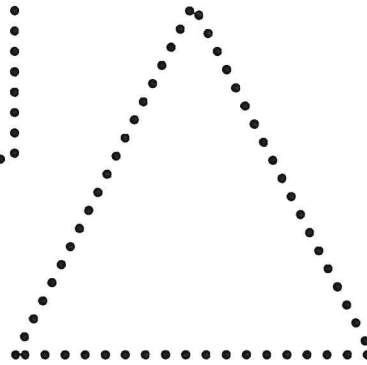

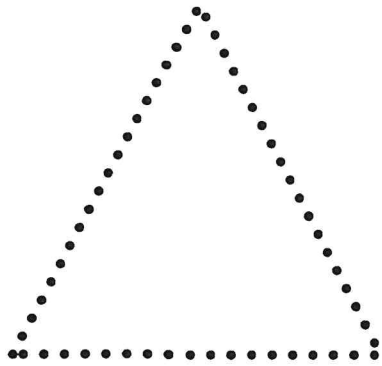


# Shapes:

Trace the shapes and colour correctly.

triangle → red

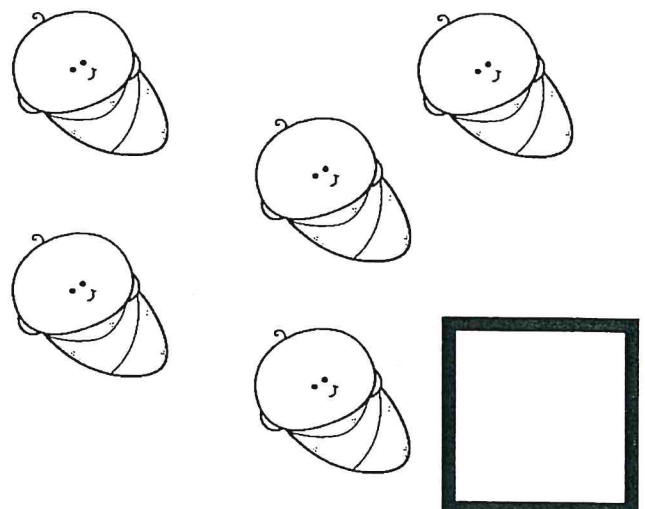





rectangle → blue



# Let's count:



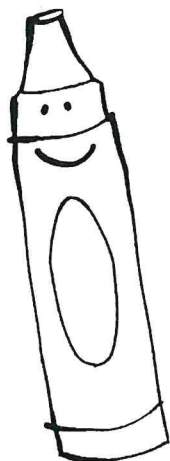
Count the pictures and write the number in the block.





# Colours:

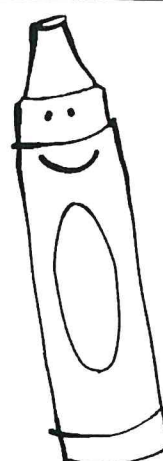
Colour the crayons correctly.



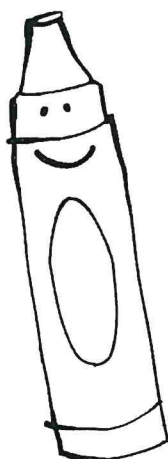
red



blue



yellow



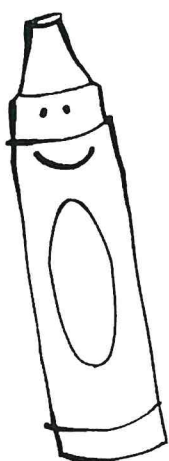
green



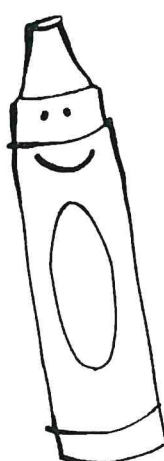
orange



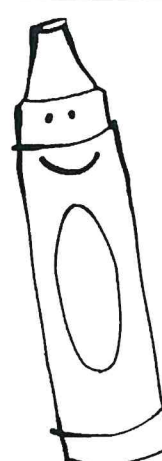
pink



purple



brown



black



**PARKHURST PRIMARY SCHOOL  
HOMESCHOOLING ACTIVITY WORKSHEETS**

<b>GRADE</b>	<b>R</b>	<b>DATE</b>	<b>18 June 2020</b>
<b>NAME AND SURNAME</b>			
<b>SUBJECT</b>		<b>English</b>	
<b>TITLE OF WORKSHEET</b>		<b>Letter land a – Annie Apple</b>	

Trace the dots to form the letter

Trace the “a” letters and say the words and colour in

**PARKHURST PRIMARY SCHOOL  
HOMESCHOOLING ACTIVITY WORKSHEETS**

<b>GRADE</b>	<b>R</b>	<b>DATE</b>	<b>18 June 2020</b>
<b>NAME AND SURNAME</b>			
<b>SUBJECT</b>		<b>Maths</b>	
<b>TITLE OF WORKSHEET</b>		<b>Number recognition</b>	

Match the pictures to the numbers



**PARKHURST PRIMARY SCHOOL  
HOMESCHOOLING ACTIVITY WORKSHEETS**

<b>GRADE</b>	<b>R</b>	<b>DATE</b>	<b>18 June 2020</b>
<b>NAME AND SURNAME</b>			
<b>SUBJECT</b>		<b>Life skills</b>	
<b>TITLE OF WORKSHEET</b>		<b>Eye hand co-ordination</b>	



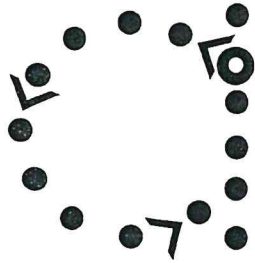
Join the dots to trace the lines and patterns

Let's write:


Trace the letters.



ant




Write your name:

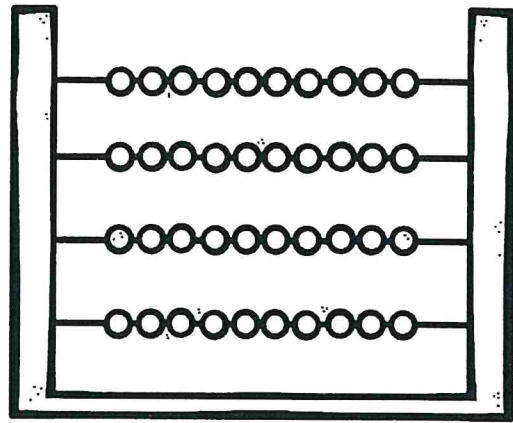


Let's write:


Trace the "a" letters, say the words and colour in.




actor



abacus



axe



apple

Match the pictures to numbers:

1



2



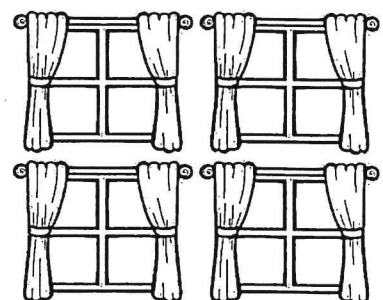
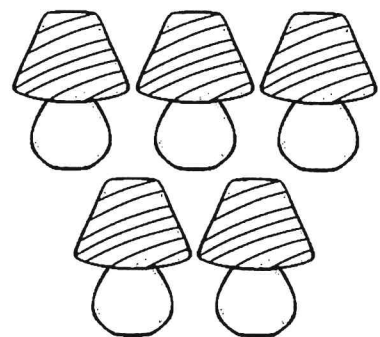
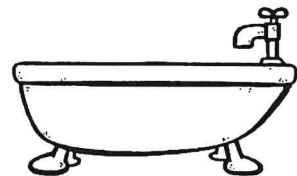



3



4







5





Trace these lines and patterns:



**PARKHURST PRIMARY SCHOOL  
HOMESCHOOLING ACTIVITY WORKSHEETS**

<b>GRADE</b>	<b>R</b>	<b>DATE</b>	<b>19 June 2020</b>
<b>NAME AND SURNAME</b>			
<b>SUBJECT</b>		<b>English</b>	
<b>TITLE OF WORKSHEET</b>		<b>Letter land Ss – Sammy Snake</b>	

Trace the dots to form the letter

Trace the “a” letters and say the words and colour in

**PARKHURST PRIMARY SCHOOL  
HOMESCHOOLING ACTIVITY WORKSHEETS**

<b>GRADE</b>	<b>R</b>	<b>DATE</b>	<b>18 June 2020</b>
<b>NAME AND SURNAME</b>			
<b>SUBJECT</b>		<b>Maths</b>	
<b>TITLE OF WORKSHEET</b>		<b>Number recognition</b>	

Count the pictures and write the number in the block


**PARKHURST PRIMARY SCHOOL  
HOMESCHOOLING ACTIVITY WORKSHEETS**

<b>GRADE</b>	<b>R</b>	<b>DATE</b>	<b>18 June 2020</b>
<b>NAME AND SURNAME</b>			
<b>SUBJECT</b>		<b>Life skills</b>	
<b>TITLE OF WORKSHEET</b>		<b>Similarities and differences</b>	



Colour in the same picture

Let's write:

Trace the letters.



nake

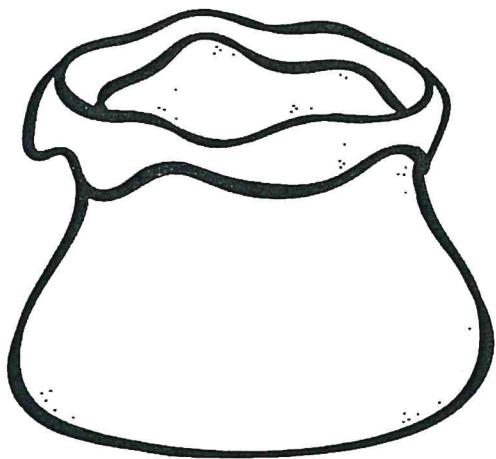


Write your name:




Let's write:

Trace the "s" letters, say the words and colour in.



sack



snail



sock





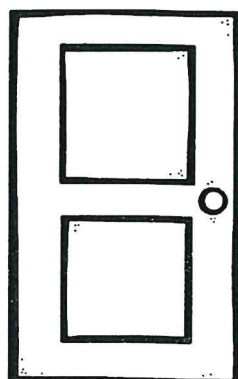




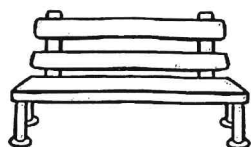

sad



# Let's count:



Count the pictures and write the number in the block.



Find the same picture:

