



# Grade R



**A little help while  
I'm at home.**

**PARKHURST PRIMARY SCHOOL  
HOMESCHOOLING ACTIVITY WORKSHEETS**

<b>GRADE</b>	<b>R</b>	<b>DATE</b>	<b>22 June 2020</b>
<b>NAME AND SURNAME</b>			
<b>SUBJECT</b>		English	
<b>TITLE OF WORKSHEET</b>		Letter land Tt – Talking Tess	

Trace the dots to form the letter

Trace the “a” letters and say the words and colour in

**PARKHURST PRIMARY SCHOOL  
HOMESCHOOLING ACTIVITY WORKSHEETS**

<b>GRADE</b>	<b>R</b>	<b>DATE</b>	<b>22 June 2020</b>
<b>NAME AND SURNAME</b>			
<b>SUBJECT</b>		Maths	
<b>TITLE OF WORKSHEET</b>		Space and shape – big and small	

Cut out the pictures and arrange them from biggest to smallest


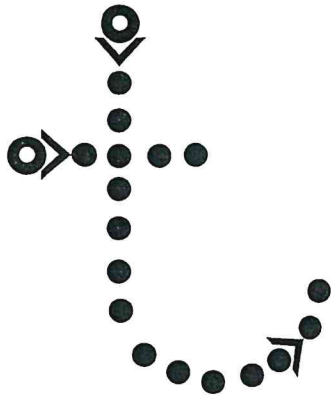
**PARKHURST PRIMARY SCHOOL  
HOMESCHOOLING ACTIVITY WORKSHEETS**

<b>GRADE</b>	<b>R</b>	<b>DATE</b>	<b>22 June 2020</b>
<b>NAME AND SURNAME</b>			
<b>SUBJECT</b>		Life skills	
<b>TITLE OF WORKSHEET</b>		Memory recognition	

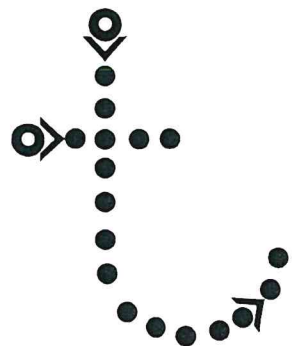
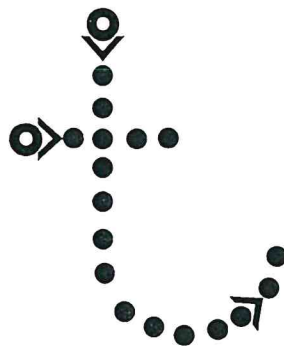
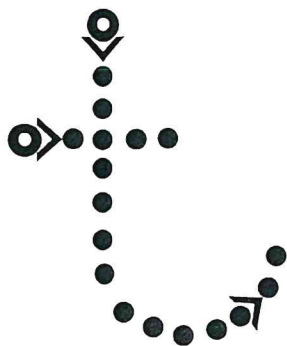
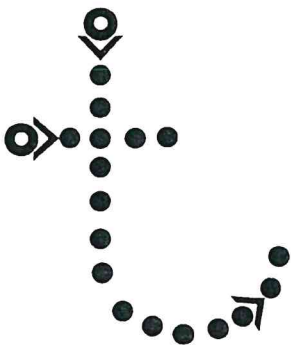
Look at the shapes and write down the sides, corners and what does it look like

Let's write:

Trace the letters.



t tree





Write your name:




Let's write:

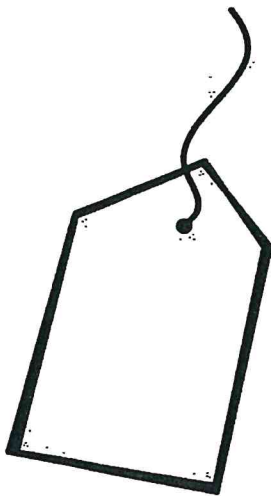
Trace the "t" letters, say the words and colour in.




t able



t issues




t ag




t urkey







small




smaller



smallest



big


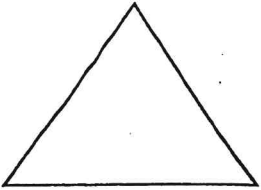




bigger



biggest

# 2D shapes

Shapes	sides	corners	Looks like
			
			
			
			

**PARKHURST PRIMARY SCHOOL  
HOMESCHOOLING ACTIVITY WORKSHEETS**

---

GRADE	R	DATE	23 June 2020
NAME AND SURNAME			
SUBJECT		English	
TITLE OF WORKSHEET		Letter land Mm– Munching Mike	

Colour in Munching Mike's friends.  
Trace and join the dots to write m

**PARKHURST PRIMARY SCHOOL  
HOMESCHOOLING ACTIVITY WORKSHEETS**

GRADE	R	DATE	23 June 2020
NAME AND SURNAME			
SUBJECT		Maths	
TITLE OF WORKSHEET		Number recognition	


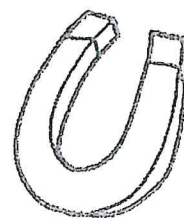
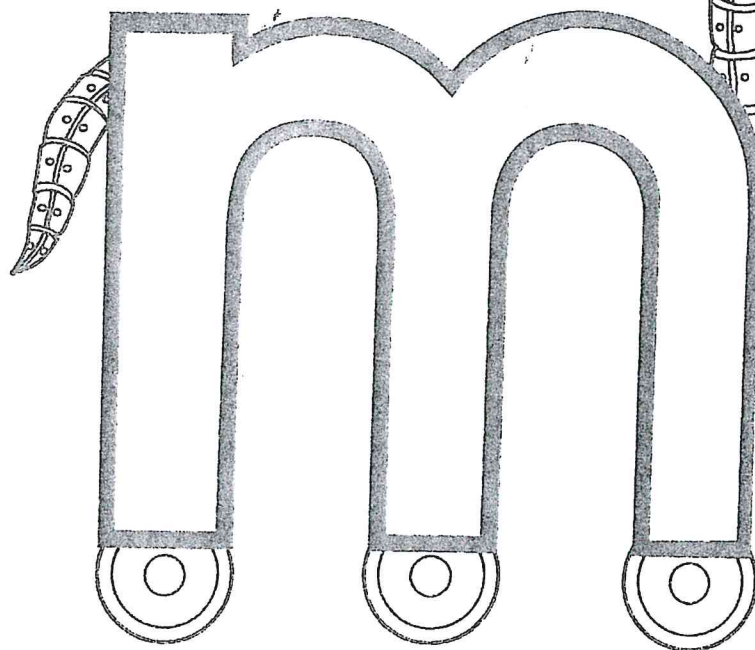

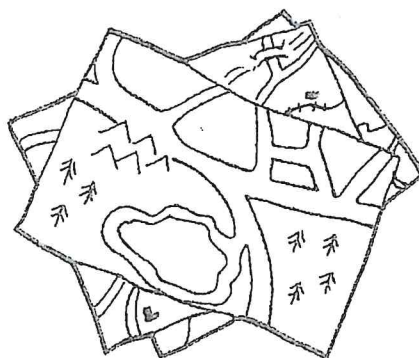

Colour and count the objects and write down the number

**PARKHURST PRIMARY SCHOOL  
HOMESCHOOLING ACTIVITY WORKSHEETS**

GRADE	R	DATE	23 June 2020
NAME AND SURNAME			
SUBJECT		Life skills	
TITLE OF WORKSHEET		Memory of sound recognition	


Say the name and listen for the first letter sound. Draw a circle round the letter with the same sound.

# Munching Mike




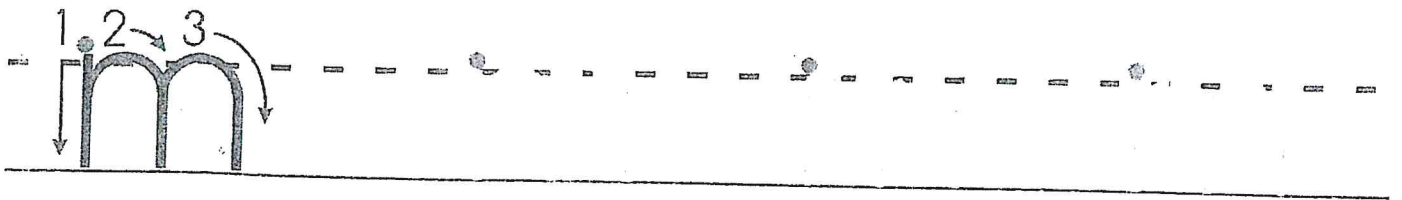
Name: \_\_\_\_\_





monkey






Trace the "m."



My country



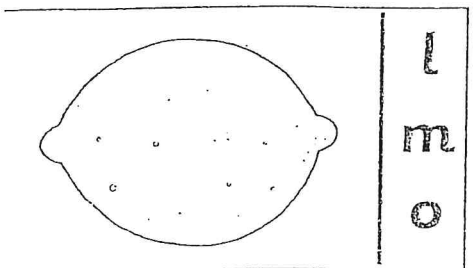



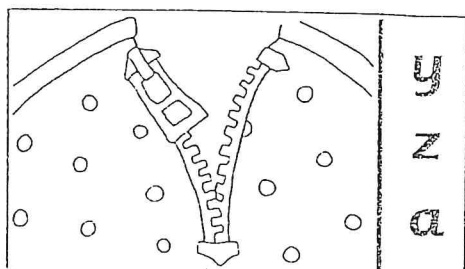







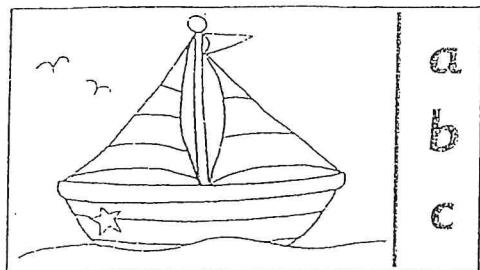
# Learner worksheet 8

## Our national symbols.

	How many .....
	How many
	How many
	How many
	How many

# First letters

Look at each picture. Say its name and listen for the first letter sound. Draw a ring round the letter with the same sound.



**PARKHURST PRIMARY SCHOOL  
HOMESCHOOLING ACTIVITY WORKSHEETS**

---

GRADE	R	DATE	24 June 2020
NAME AND SURNAME			
SUBJECT		English	
TITLE OF WORKSHEET		Day and night	

colour in the pictures. Cut out the pictures and paste it on the correct day and night.

**PARKHURST PRIMARY SCHOOL  
HOMESCHOOLING ACTIVITY WORKSHEETS**

GRADE	R	DATE	24 June 2020
NAME AND SURNAME			
SUBJECT		Maths	
TITLE OF WORKSHEET		Number recognition	

Colour the correct amount

**PARKHURST PRIMARY SCHOOL  
HOMESCHOOLING ACTIVITY WORKSHEETS**


GRADE	R	DATE	24 June 2020
NAME AND SURNAME			
SUBJECT		Life skills	
TITLE OF WORKSHEET		Perceptual skills	

Colour, cut and build a puzzle



# Day or night:



Do these activities happen during the day or at night? Paste them correctly.




Day:

Night:

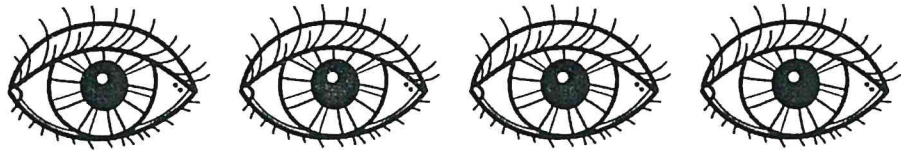

Use these pictures for the day and night  
page.




Colour the amount:



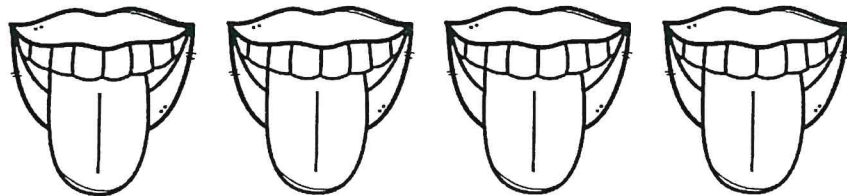
4



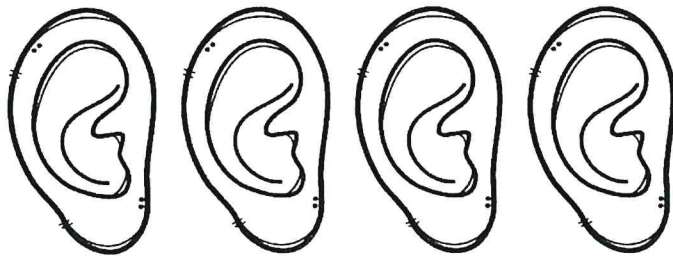
1



3



2



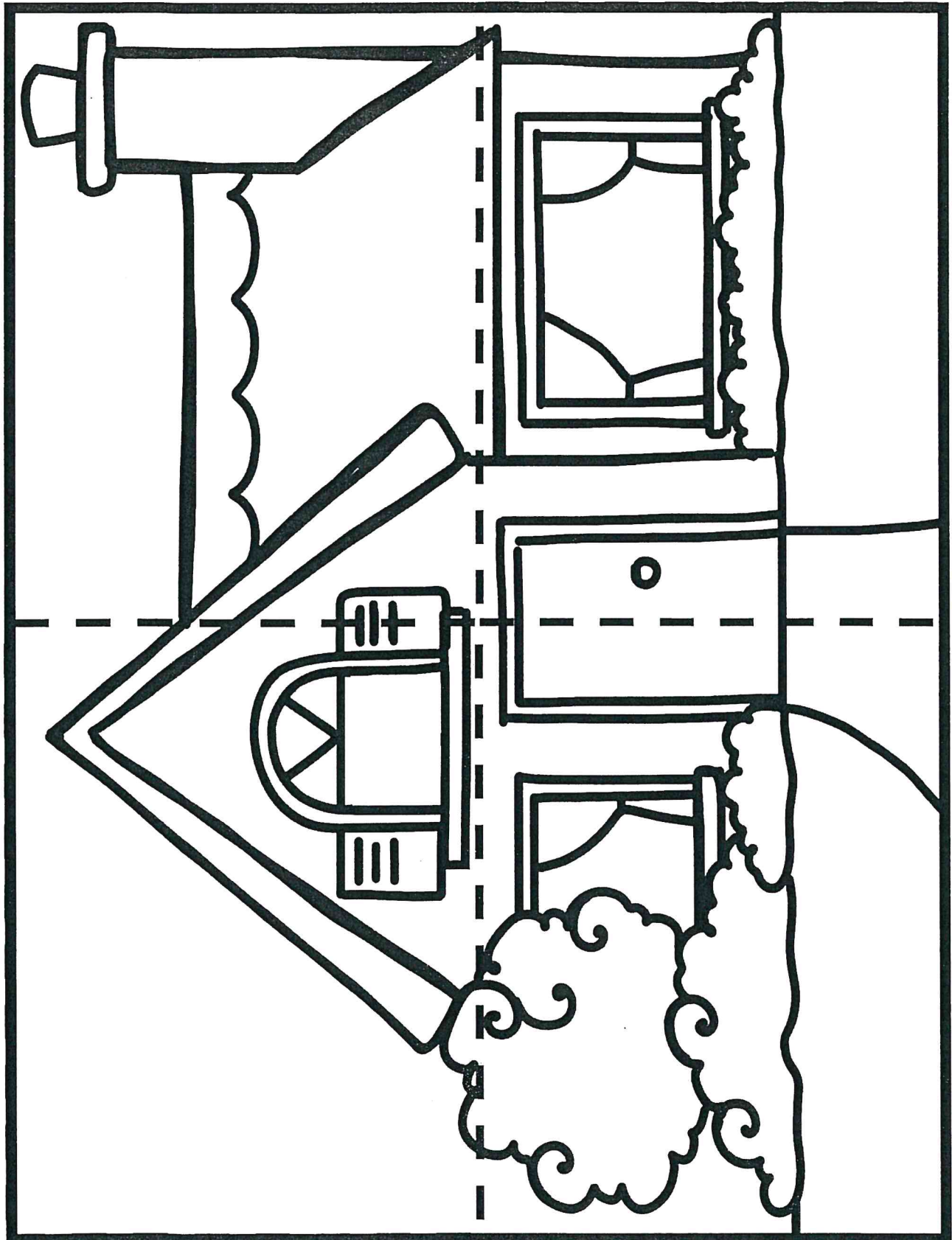
5





# Puzzle time:

Colour, cut and build.





**PARKHURST PRIMARY SCHOOL  
HOMESCHOOLING ACTIVITY WORKSHEETS**

<b>GRADE</b>	<b>R</b>	<b>DATE</b>	<b>25 June 2020</b>
<b>NAME AND SURNAME</b>			
<b>SUBJECT</b>		English	
<b>TITLE OF WORKSHEET</b>		Free drawing	

Draw a picture of the best part of being a home. Use different colours and use the whole page

**PARKHURST PRIMARY SCHOOL  
HOMESCHOOLING ACTIVITY WORKSHEETS**

<b>GRADE</b>	<b>R</b>	<b>DATE</b>	<b>25 June 2020</b>
<b>NAME AND SURNAME</b>			
<b>SUBJECT</b>		Maths	
<b>TITLE OF WORKSHEET</b>		Number recognition	

Count the pictures, colour the dots and write the correct number

**PARKHURST PRIMARY SCHOOL  
HOMESCHOOLING ACTIVITY WORKSHEETS**


<b>GRADE</b>	<b>R</b>	<b>DATE</b>	<b>25 June 2020</b>
<b>NAME AND SURNAME</b>			
<b>SUBJECT</b>		Life skills	
<b>TITLE OF WORKSHEET</b>		Perceptual skills	

Colour, trace and complete the picture

Being at home:













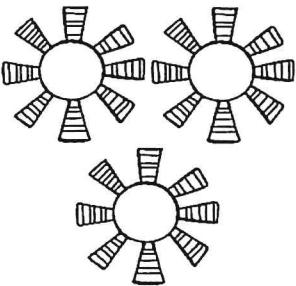


---

What has been the best part of being at home? Draw it here.






# Let's count:

Count the pictures, colour the dots and write the correct number.

	<div><div>○ ○ ○</div><div>○ ○ ○</div></div>		
	<div><div>○ ○ ○</div><div>○ ○ ○</div></div>		
	<div><div>○ ○ ○</div><div>○ ○ ○</div></div>		
	<div><div>○ ○ ○</div><div>○ ○ ○</div></div>		
	<div><div>○ ○ ○</div><div>○ ○ ○</div></div>		

Trace and colour:





**PARKHURST PRIMARY SCHOOL  
HOMESCHOOLING ACTIVITY WORKSHEETS**

---

GRADE	R	DATE	26 June 2020
NAME AND SURNAME			
SUBJECT		English	
TITLE OF WORKSHEET		Letter land Nn – Noisy Nick	

Trace the letters say the words and colour in

**PARKHURST PRIMARY SCHOOL  
HOMESCHOOLING ACTIVITY WORKSHEETS**

GRADE	R	DATE	26 June 2020
NAME AND SURNAME			
SUBJECT		Maths	
TITLE OF WORKSHEET		Number recognition	

Count the pictures and colour the amount

Count the pictures and write the number in the block

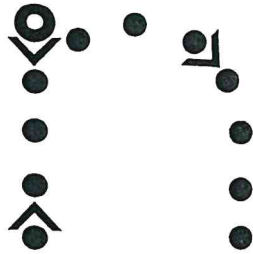
**PARKHURST PRIMARY SCHOOL  
HOMESCHOOLING ACTIVITY WORKSHEETS**

GRADE	R	DATE	26 June 2020
NAME AND SURNAME			
SUBJECT		Life skills	
TITLE OF WORKSHEET		Perceptual skills	



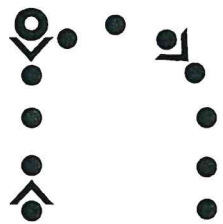
Trace the pattern

Let's write:


Trace the letters.



nest




Write your name:




Let's write:


Trace the "n" letters, say the words and colour in.




nap



net



nose




night


# Colour the amount:



2




4




1



5








3





# Let's count:

Count the pictures and write the number in the block.



Trace these patterns:

